FASSI

LEADER IN INNOVATION

kg/m

CRANES CATALOG

Symbols

Lifting capacity (tm)

Standard reach (m)

Hydraulic extension (m)

Rotation (°)

Rotation torque (kNm)

Working pressure (MPa)

Pump capacity (l/min)

Oil tank capacity (l)

*Crane weight (kg)

Crane length (mm)

Crane width (mm)

Crane height (mm)

*Weight of the crane with standard stabilization

CRANE MODEL IDENTIFICATION

F365RA.2.26 e-dynamic

F = Fassi

365 = Crane model coming from the lifting capacity (kNm). Theoretical design capacity: example "365" kNm (36,5 tm)

R = Continuous rotation

A = Fassi series

"A" means 1st crane generation belonging to the same lifting class, "B" 2nd generation and so on. The following letters specify the crane version identity: C for short version, F for fixed position mounting, FM for fixed marine range, AS for handling of stored materials on pallets, SE for dry walls, XS for extra speed, Z for foldable crane in a Z-shape ... etc.

2 = Number of linkages: 0-without linkage; 1-single linkage; 2-double linkage (on both articulations)

26 = Number of articulations and hydraulic extensions of the outer boom. Example: "2" articulations, "6" extensions.

6 = For TECHNO cranes only the number of hydraulic extensions is specified.

e-dynamic = Identification of the crane set-up: active; e-active; dynamic; e-dynamic; xe-dynamic; he-dynamic; xhe-dynamic; techno

CRANE SET-UP

- **active**: Related to cranes without linkage (version "0"), with dual side manual ground control stations and CE* safety devices. HC1 HD4 S2 lifting class according to EN 12999:2020 standards.

- **e-active**: Related to cranes without linkage (version "0"), one side manual ground control station, RCH/RCS radio remote control, XP device (where required) and CE* safety devices. HC1 HD4 S2 lifting class according to EN 12999:2020 standards.

- **dynamic**: Related to cranes with linkages (version "1"-single linkage and "2"-double linkage), dual side manual ground control stations and CE* safety devices. HC1 HD4 S2 lifting class according to EN 12999:2020 standards.

- **e-dynamic**: Related to cranes with linkages (version "1"-single linkage and "2"-double linkage), one side manual ground control station or emergency manual control at column side, RCH/RCS radio remote control, XP device (where required) and CE* safety devices. HC1 HD4 S2 lifting class according to EN 12999:2020 standards.

- **xe-dynamic**: Related to cranes with linkages (version "1"-single linkage and "2"-double linkage), one side manual ground control station or emergency manual control at column side, RCH/RCS radio remote control, XP device and CE* safety devices. HC1 HD5 S2 lifting class according to EN 12999:2020 standards.

- **he-dynamic**: Related to heavy duty crane range over 500 kNm with linkages (version "2"-double linkage), continuous rotation, RCH/RCS radio remote control, outriggers controlled by radio, XP device (where required) and CE* safety devices. HC1 HD4 S2 lifting class according to EN 12999:2020 standards.

- **xhe-dynamic**: Related to heavy duty crane range over 500 kNm with linkages (version "2"-double linkage), continuous rotation, RCH/RCS radio remote control, outriggers controlled by radio, XP device, CE* safety devices, touch screen colour display and carbon look carter. HC1 HD5 S2 lifting class according to EN 12999:2020 standards.

- **TECHNO**: Related to heavy duty crane range over 500 kNm with linkages (version "2"-double linkage), continuous rotation, V7 radio remote control, outriggers controlled by radio, XP device, CE* safety devices, FX991 touch screen colour display and carbon look carter. HC1 HD5 S2 lifting class according to EN 12999:2020 standards.

*CE mark: it was established by the European Community and it attests that product meets the minimum legal and technical requirements of the Member States of the European Union.

INDEX

	MODEL	PAGE
LIGHT DUTY CRANE	MICRO SERIE	6
	F26A.0 active	8
	F30CY.0 active	10
	F30M.0 active	12
	F32A.0 active	14
	F40B.0 active	16
	F50A.0 active - F50A.0 e-active	18
	F55A.0 e-active	20
	F65B.0 active - F65B.0 e-active	22
	F65B.1 dynamic - F65B.0 e-dynamic	24
	F70B.0 e-active	26
	F70B.1 e-dynamic	28
	F85B.0 active - F85B.0 e-active	30
	F85B.1 dynamic - F85B.1 e-dynamic	32
	F85B.2 dynamic - F85B.2 e-dynamic	34
	F90B.0 e-active	36
	F90B.1 e-dynamic	38
	F90B.2 e-dynamic	40
	F95B.0 active - F95B.0 e-active	42
	F100B.1 xe-dynamic	44
	F100B.2 xe-dynamic	46
	F105B.0 e-active	48
	F110B.0 active - F110B.0 e-active	50
	F110B.1 dynamic - F110B.1 e-dynamic	52
	F110B.2 dynamic - F110B.2 e-dynamic	54
	F115A.0 active - F115A.0 e-active	56
	F120B.0 e-active	58
	F120B.1 e-dynamic	60
	F120B.2 e-dynamic	62
	F125A.1 xe-dynamic	64
	F125A.2 xe-dynamic	66
	F130A.0 e-active	68
MEDIUM DUTY CRANE	F135A.0 active - F135A.0 e-active	70
	F135A.2 dynamic - F135A.2 e-dynamic	72
	F150A.2 e-dynamic	74
	F155A.0 active - F155A.0 e-active	76
	F155A.2 dynamic - F155A.2 e-dynamic	78
	F160A.2 xe-dynamic	80
	F165A.0 e-active	82
	F165A.2 e-dynamic	84
	F175A.0 active - F175A.0 e-active	86
	F175A.1 dynamic - F175A.1 e-dynamic	88
	F175A.2 dynamic - F175A.2 e-dynamic	90
	F185A.1 e-dynamic	92
	F185A.2 xe-dynamic	94
	F195A.0 active - F195A.0 e-active	96
	F195A.1 xe-dynamic	98
	F195A.2 dynamic - F195A.2 e-dynamic	100
	F215A.0 active - F215A.0 e-active	102

Data and descriptions are approximate and not binding.

	MODEL	PAGE
MEDIUM DUTY CRANE	F215A.2 dynamic - F215A.2 e-dynamic	104
	F235A.0 e-active	106
	F235A.2 e-dynamic	108
	F235RA.2 e-dynamic	110
	F245A.0 active - F245A.0 e-active	112
	F245A.2 e-dynamic	114
	F255A.2 xe-dynamic	116
	F255RA.2 xe-dynamic	118
	F275A.0 e-active	120
	F275A.2 e-dynamic	122
	F275RA.2 e-dynamic	124
	F295A.2 e-dynamic	126
	F295RA.2 e-dynamic	128
	F305A.2 xe-dynamic	130
	F305RA.2 xe-dynamic	132
	F315B.2 e-dynamic	134
	F315RB.2 e-dynamic	136
	F345B.2 xe-dynamic	138
	F345RB.2 xe-dynamic	140
	F365A.2 e-dynamic	142
	F365RA.2 e-dynamic	144
	F395A.2 xe-dynamic	146
	F395RA.2 xe-dynamic	148
HEAVY DUTY CRANE	F425A.2 e-dynamic	150
	F425RA.2 e-dynamic	152
	F455A.2 e-dynamic	154
	F455RA.2 e-dynamic	156
	F485A.2 xe-dynamic	159
	F485RA.2 xe-dynamic	160
	F515RA.2 e-dynamic	162
	F545RA.2 xe-dynamic	164
	F705R.2-HXP TECHNO	166
	F805R.2-HXP TECHNO	168
	F905R.2-HXP TECHNO	170
	F1050R.2-HXP TECHNO	172
	F1250R.2-HXP TECHNO	174
	F1450R.2-HXP TECHNO	176
	F1750R.2-HXP TECHNO	178
	F1750RL.2-HXP TECHNO	180
	F1950RA.2 he-dynamic	182
	F1950RAL.2 he-dynamic	184
	F2150RA.2 xhe-dynamic	186
	F2150RAL.2 xhe-dynamic	188
	F2350RL.2-HXP TECHNO	190
SPECIAL SERIE	XS SERIE	192
	T SERIE	194
	S SERIE	196
	K SERIE	198
	Z SERIE	200

MICRO SERIES

CERTIFIED DYNAMIC PERFORMANCE

LIGHT - DUTY CRANES

MICRO SERIES standard package

- **MOL** – Manual Outriggers Lock – control
- **CPM** – Crane Position Monitoring – control
- ***MLC** – Micro Load Control – control
- ****FSC** – Fassi Stability Control – control
- ****MMC** – Micro Manual Control – control
- **WL** – Walvoil Distributor Bank – control
- **MPES** – Multi Power Extension System – performance
- **UHSS** – Ultra High Strength Steel – strength
- **FWD** – Fewer Welds Design – strength
- **CQ** – Cast Quality – strength

						MPa	l/min	oil				
M10A.11	1,12	1,90	0,80	325°	1,9	18,0	6	15	145	620	340	1210
M10A.12	1,12	2,70	1,60	325°	1,9	18,0	6	15	155	620	340	1210
M15A.11	1,53	2,10	0,90	325°	2,9	18,0	6	15	190	690	340	1365
M15A.12	1,53	3,00	1,80	325°	2,9	18,0	6	15	200	690	340	1365
M20A.11	2,24	2,20	0,90	325°	3,4	18,0	8	15	195	715	340	1525
M20A.12	2,24	3,10	1,80	325°	3,4	18,0	8	15	210	715	340	1525
M20A.13	2,14	4,05	2,70	325°	3,4	18,0	8	15	240	800	340	1525
M25A.11	2,65	2,50	1,00	325°	3,4	15,5	8	15	215	830	340	1625
M25A.12	2,65	3,50	2,10	325°	3,4	15,5	8	15	230	830	340	1625
M25A.13	2,55	4,70	3,20	325°	3,4	15,5	8	15	260	890	340	1625
M30A.11	3,06	2,50	1,05	325°	3,4	18,0	8	15	215	830	340	1625
M30A.12	3,06	3,55	2,10	325°	3,4	18,0	8	15	230	830	340	1625
M30A.13	3,06	4,70	3,20	325°	3,4	18,0	8	15	290	890	340	1625
M40A.1.12	4,08	3,60	2,10	337°	4,2	23,0	10-15	15	330	920	415	1635
M40A.1.13	3,97	4,75	3,20	337°	4,2	23,0	10-15	15	365	920	415	1635
M40A.1.14	3,97	5,85	4,25	337°	4,2	23,0	10-15	15	400	920	415	1635

** Compulsory for EU market for cranes without lifting moment limiting device*
*** Compulsory for EU market for cranes equipped with lifting moment limiting device*

M10A.11

MICRO ***M10A***

995	585	410	300
1,10	1,90	2,70	3,55

M10A.12

995	585	410	300
1,10	1,90	2,70	3,55

M15A.11

MICRO ***M15A***

*1300	740	515	385
1,20	2,10	3,00	3,95

M15A.12

*1300	740	515	385
1,20	2,10	3,00	3,95

M20A.11

MICRO ***M20A***

*1700	995	700	525	420
1,30	2,20	3,10	4,05	5,00

M20A.12

*1700	995	700	525	420
1,30	2,20	3,10	4,05	5,00

M20A.13

*1600	950	665	515	410
1,35	2,25	3,15	4,05	5,00

M25A.11

MICRO ***M25A***

*1805	*1035	725	535	415
1,45	2,50	3,55	4,70	5,75

M25A.12

*1800	*1025	715	530	415
1,45	2,50	3,55	4,70	5,75

M25A.13

*1710	980	680	520	415
1,50	2,55	3,60	4,70	5,75

M30A.11

MICRO ***M30A***

*2000	*1250	880	650	480
1,45	2,50	3,55	4,70	5,75

M30A.12

*2000	*1240	870	650	480
1,45	2,50	3,55	4,70	5,75

M30A.13

*2000	*1200	830	635	480	360
1,50	2,55	3,60	4,70	5,75	6,80

M40A.1.12

MICRO ***M40A***

*2700	*1600	*1120	835	660
1,50	2,55	3,60	4,75	5,85

M40A.1.13

*2580	*1530	*1065	820	645	530
1,55	2,60	3,65	4,75	5,85	6,85

M40A.1.14

*2500	*1465	*1020	780	630	530
1,60	2,65	3,70	4,75	5,85	6,85

* *Maximum load of **995 kg** is required for cranes without a lifting moment limiting device, with the mandatory use of a **load limiting device (MLC - Micro Load Control)** to ensure that this limit is not exceeded*

The manual extension is protected by the lifting moment limiting device (when cranes are equipped with it) and therefore does not need the MMC system

F26A.0 active

CERTIFIED DYNAMIC PERFORMANCE

LIGHT - DUTY CRANES

active standard package

- **MOL** Manual Outriggers Lock — control
- **CPM** Crane Position Monitoring — control
- **MPES** Multi Power Extension System — performance
- **UHSS** Ultra High Strength Steel — strength
- **FWD** Fewer Welds Design — strength
- **CQ** Cast Quality — strength
- **RPS** Rack and Pinion System — strength

						MPa	l/min	oil				
F26A.0.21	2,34	4,40	1,20	370°	4,0	22,5	10	33	390	1820	520	1500
F26A.0.22	2,24	5,65	2,40	370°	4,0	22,5	10	33	430	1820	530	1500
F26A.0.23	2,14	6,90	3,60	370°	4,0	22,5	10	33	465	1820	530	1500

F26A.0.21



F26A.0.22



F26A.0.23



F30CY.0 active

CERTIFIED DYNAMIC PERFORMANCE

LIGHT - DUTY CRANES

active standard package

- **MOL** – Manual Outriggers Lock – control
- **CPM** – Crane Position Monitoring – control
- **MPES** – Multi Power Extension System – performance
- **UHSS** – Ultra High Strength Steel – strength
- **FWD** – Fewer Welds Design – strength
- **CQ** – Cast Quality – strength
- **RPS** – Rack and Pinion System – strength

						MPa	l/min	oil				
F30CY.0.21	2,65	4,15	1,10	370°	4,0	25,0	10	33	390	1640	510	1500
F30CY.0.22	2,55	5,30	2,20	370°	4,0	25,0	10	33	425	1640	520	1500
F30CY.0.23	2,45	6,45	3,30	370°	4,0	25,0	10	33	450	1640	520	1500

F30CY.0.21



895	655	480	355	200
2,90	4,00	5,15	6,30	7,55

F30CY.0.22



850	615	470	350	200
2,95	4,05	5,15	6,30	7,55

F30CY.0.23



810	580	440	335	200
3,00	4,10	5,20	6,30	7,55

F30M.0 active

CERTIFIED DYNAMIC PERFORMANCE

LIGHT - DUTY CRANES

active standard package

- **MOL** Manual Outriggers Lock — control
- **CPM** Crane Position Monitoring — control
- **MPES** Multi Power Extension System — performance
- **UHSS** Ultra High Strength Steel — strength
- **FWD** Fewer Welds Design — strength
- **CQ** Cast Quality — strength
- **RPS** Rack and Pinion System — strength

						MPa	l/min	oil				
F30M.0.22	2,55	5,30	2,20	370°	4,0	25,0	10	33	410	1590	545	1500
F30M.0.23	2,45	6,45	3,30	370°	4,0	25,0	10	33	435	1595	545	1500

F30M.0.22



F30M.0.23



F32A.0 active

CERTIFIED DYNAMIC PERFORMANCE

LIGHT - DUTY CRANES

active standard package

MOL Manual Outriggers Lock — control

CPM Crane Position Monitoring — control

MPES Multi Power Extension System — performance

UHSS Ultra High Strength Steel — strength

FWD Fewer Welds Design — strength

CQ Cast Quality — strength

RPS Rack and Pinion System — strength

						MPa	l/min	oil				
F32A.0.21	2,75	4,40	1,20	370°	4,0	26,5	10	33	390	1820	520	1500
F32A.0.22	2,65	5,65	2,40	370°	4,0	26,5	10	33	430	1820	530	1500
F32A.0.23	2,65	6,90	3,60	370°	4,0	26,5	10	33	465	1820	530	1500

F32A.0.21



905	655	440	300	220
3,05	4,25	5,50	6,80	8,05

F32A.0.22



860	615	440	300	220
3,10	4,30	5,50	6,80	8,05

F32A.0.23



815	575	400	300	220
3,20	4,40	5,60	6,80	8,05

F40B.0 active

CERTIFIED DYNAMIC PERFORMANCE

LIGHT - DUTY CRANES

active standard package

MOL Manual Outriggers Lock — control

CPM Crane Position Monitoring — control

MPES Multi Power Extension System — performance

UHSS Ultra High Strength Steel — strength

FWD Fewer Welds Design — strength

CQ Cast Quality — strength

RPS Rack and Pinion System — strength

						MPa	l/min	oil				
F40B.0.21	4,01	4,90	1,45	370°	5,3	26,5	15	33	530	1920	560	1595
F40B.0.22	3,86	6,40	2,90	370°	5,3	26,5	15	33	575	1920	575	1595
F40B.0.23	3,73	7,90	4,30	370°	5,3	26,5	15	33	615	1920	575	1595
F40B.0.24	3,66	9,30	5,65	370°	5,3	26,5	15	33	650	1975	590	1595

F40B.0.21



1195	835	610	445	345
3,35	4,80	6,30	7,80	9,30

F40B.0.22



1135	785	595	435	335
3,40	4,85	6,30	7,80	9,30

F40B.0.23



1080	740	550	415	320
3,45	4,90	6,35	7,80	9,30

F40B.0.24



1030	695	510	375	305	200
3,55	5,00	6,40	7,85	9,20	10,50

F50A.0 active / e-active

CERTIFIED DYNAMIC PERFORMANCE

LIGHT - DUTY CRANES

active / e-active standard package

- *D850 — Digital Multifunction Distributor Bank — control
- *RCH/RCS — Radio Remote Control — control
- FX500 — Fassi Electronic Control — control
- FSC — Fassi Stability Control — control
- MOL — Manual Outriggers Lock — control
- CPM — Crane Position Monitoring — control
- MPES — Multi Power Extension System — performance
- *FS — Flow Sharing — performance
- UHSS — Ultra High Strength Steel — strength
- FWD — Fewer Welds Design — strength
- CQ — Cast Quality — strength
- RPS — Rack and Pinion System — strength

						MPa	l/min	oil				
F50A.0.21	4,69	5,05	1,35	370°	7,6	25,5	16	33	615	2100	555	1765
F50A.0.22	4,59	6,45	2,70	370°	7,6	25,5	16	33	665	2100	555	1765
F50A.0.23	4,38	7,85	4,05	370°	7,6	25,5	16	33	715	2100	570	1765
F50A.0.24	4,28	9,25	5,35	370°	7,6	25,5	16	33	750	2100	590	1765

** available only for **e-active** standard package*

F50A.0.21



MAX.	1310	960	695	515	340
2270	3,60	4,90	6,35	7,75	9,10

F50A.0.22



MAX.	1250	905	680	500	340
2220	3,65	5,00	6,30	7,75	9,10

F50A.0.23



MAX.	1195	855	630	480	340
2165	3,70	5,05	6,40	7,75	9,10

F50A.0.24

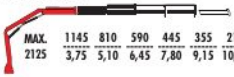

MAX.	1145	810	590	445	355	210
2125	3,75	5,10	6,45	7,80	9,15	10,80

F55A.0 e-active

CERTIFIED DYNAMIC PERFORMANCE

LIGHT - DUTY CRANES

e-active standard package

- D850 — Digital Multifunction Distributor Bank — control
- RCH/RCS — Radio Remote Control — control
- FX500 — Fassi Electronic Control — control
- FSC — Fassi Stability Control — control
- MOL — Manual Outriggers Lock — control
- CPM — Crane Position Monitoring — control
- MPES — Multi Power Extension System — performance
- FS — Flow Sharing — performance
- XP — Extra Power — performance
- UHSS — Ultra High Strength Steel — strength
- FWD — Fewer Welds Design — strength
- CQ — Cast Quality — strength
- RPS — Rack and Pinion System — strength

						MPa	l/min	oil				
F55A.0.21	4,99	5,05	1,35	370°	7,6	27,5	16	33	615	2100	555	1765
F55A.0.22	4,89	6,45	2,70	370°	7,6	27,5	16	33	665	2100	555	1765
F55A.0.23	4,69	7,85	4,05	370°	7,6	27,5	16	33	715	2100	570	1765
F55A.0.24	4,59	9,25	5,35	370°	7,6	27,5	16	33	750	2100	590	1765

F55A.0.21



MAX.	1400	1025	740	545	385
2425	3,60	4,90	6,35	7,75	9,10

F55A.0.22



MAX.	1350	970	725	535	385
2370	3,65	5,00	6,30	7,75	9,10

F55A.0.23



MAX.	1280	920	675	515	405
2320	3,70	5,05	6,40	7,75	9,10

F55A.0.24

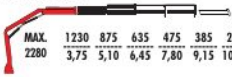

MAX.	1230	875	635	475	385	235
2280	3,75	5,10	6,45	7,80	9,15	10,80

F65B.0 active / e-active

CERTIFIED DYNAMIC PERFORMANCE

LIGHT - DUTY CRANES

active / e-active standard package

- *D850 — Digital Multifunction Distributor Bank — control
- *RCH/RCS — Radio Remote Control — control
- FX500 — Fassi Electronic Control — control
- FSC — Fassi Stability Control — control
- MOL — Manual Outriggers Lock — control
- CPM — Crane Position Monitoring — control
- MPES — Multi Power Extension System — performance
- *FS — Flow Sharing — performance
- UHSS — Ultra High Strength Steel — strength
- FWD — Fewer Welds Design — strength
- CQ — Cast Quality — strength
- RPS — Rack and Pinion System — strength

						MPa	l/min	oil				
F65B.0.21	6,32	5,60	1,55	400°	7,8	32	20	33	700	2300	635	1950
F65B.0.22	6,12	7,30	3,20	400°	7,8	32	20	33	770	2300	635	1950
F65B.0.23	6,01	8,95	4,80	400°	7,8	32	20	33	840	2300	635	1950
F65B.0.24	5,71	10,65	6,40	400°	7,8	32	20	33	895	2310	635	1950
F65BC.0.22	6,01	5,90	2,55	400°	7,8	32	20	33	740	2300	635	1950
F65BC.0.23	5,81	7,55	4,20	400°	7,8	32	20	33	810	2300	635	1950
F65BC.0.24	5,71	9,25	5,75	400°	7,8	32	20	33	865	2310	635	1950

** available only for **e-active** standard package*

F65B.0.21



MAX.	1605	1170	830	645	500
3250	3,85	5,40	7,10	8,80	10,45

F65B.0.22



MAX.	1565	1070	820	625	490	325
3200	3,90	5,45	7,10	8,80	10,45	12,05

F65B.0.23

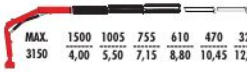

MAX.	1500	1005	755	610	470	320
3150	4,00	5,50	7,15	8,80	10,45	12,05

F65B.0.24

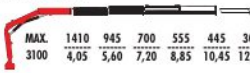

MAX.	1410	945	700	555	445	300
3100	4,05	5,60	7,20	8,85	10,45	12,05

C VERSION

F65BC.0.22

MAX.	1895	1470	1045	785	600	330
3250	3,15	4,05	5,70	7,40	9,05	10,70

F65BC.0.23



MAX.	1810	1395	980	760	600	325
3200	3,20	4,10	5,75	7,40	9,05	10,70

F65BC.0.24

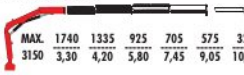

MAX.	1740	1335	925	705	575	320
3150	3,30	4,20	5,80	7,45	9,05	10,70

F65B.1 dynamic / e-dynamic

CERTIFIED DYNAMIC PERFORMANCE

LIGHT - DUTY CRANES

dynamic / e-dynamic standard package

- *D850 — Digital Multifunction Distributor Bank — control
- *RCH/RCS — Radio Remote Control — control
- FX500 — Fassi Electronic Control — control
- FSC — Fassi Stability Control — control
- MOL — Manual Outriggers Lock — control
- CPM — Crane Position Monitoring — control
- MPES — Multi Power Extension System — performance
- *FS — Flow Sharing — performance
- UHSS — Ultra High Strength Steel — strength
- FWD — Fewer Welds Design — strength
- CQ — Cast Quality — strength
- RPS — Rack and Pinion System — strength

						MPa	l/min	oil				
F65B.1.21	6,32	5,45	1,80	400°	7,8	32	20	33	715	2300	635	1950
F65B.1.22	6,12	7,40	3,70	400°	7,8	32	20	33	790	2300	635	1950
F65B.1.23	6,01	9,30	5,50	400°	7,8	32	20	33	865	2300	635	1950
F65B.1.24	5,71	11,25	7,40	400°	7,8	32	20	33	930	2300	635	1950

** available only for **e-dynamic** standard package*

F65B.1.21



MAX.	1755	1190	805	610	480
3250	3,50	5,30	7,25	9,15	11,10

F65B.1.22

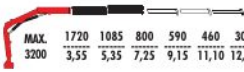

MAX.	1720	1085	800	590	460	305
3200	3,55	5,35	7,25	9,15	11,10	12,70

F65B.1.23

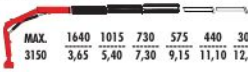

MAX.	1640	1015	730	575	440	305
3150	3,65	5,40	7,30	9,15	11,10	12,70

F65B.1.24



MAX.	1550	955	670	515	420	290
3100	3,70	5,50	7,35	9,20	11,10	12,70

F70B.0 e-active

CERTIFIED DYNAMIC PERFORMANCE

LIGHT - DUTY CRANES

e-active standard package

- **D850** – Digital Multifunction Distributor Bank – control
- **RCH/RCS** – Radio Remote Control – control
- **FX500** – Fassi Electronic Control – control
- **FSC** – Fassi Stability Control – control
- **MOL** – Manual Outriggers Lock – control
- **CPM** – Crane Position Monitoring – control
- **MPES** – Multi Power Extension System – performance
- **FS** – Flow Sharing – performance
- **XP** – Extra Power – performance
- **UHSS** – Ultra High Strength Steel – strength
- **FWD** – Fewer Welds Design – strength
- **CQ** – Cast Quality – strength
- **RPS** – Rack and Pinion System – strength

						MPa	l/min	oil				
F70B.0.21	6,83	5,60	1,55	400°	7,8	34,5	20	33	700	2300	635	1950
F70B.0.22	6,63	7,30	3,20	400°	7,8	34,5	20	33	770	2300	635	1950
F70B.0.23	6,42	8,95	4,80	400°	7,8	34,5	20	33	840	2300	635	1950
F70B.0.24	6,32	10,65	6,40	400°	7,8	34,5	20	33	895	2310	635	1950
F70BC.0.22	6,42	5,90	2,55	400°	7,8	34,5	20	33	740	2300	635	1950
F70BC.0.23	6,22	7,55	4,20	400°	7,8	34,5	20	33	810	2300	635	1950
F70BC.0.24	6,12	9,25	5,75	400°	7,8	34,5	20	33	865	2310	635	1950

F70B.0.21



MAX.	1745	1265	910	710	550
3250	3,85	5,40	7,10	8,80	10,45

F70B.0.22



MAX.	1700	1170	900	690	540	360
3200	3,90	5,45	7,10	8,80	10,45	12,05

F70B.0.23

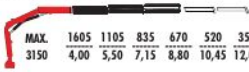

MAX.	1605	1105	835	670	520	350
3150	4,00	5,50	7,15	8,80	10,45	12,05

F70B.0.24

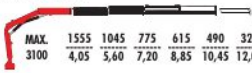

MAX.	1555	1045	775	615	490	320
3100	4,05	5,60	7,20	8,85	10,45	12,05

C VERSION

F70BC.0.22

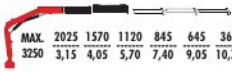

MAX.	2025	1570	1120	845	645	360
3250	3,15	4,05	5,70	7,40	9,05	10,70

F70BC.0.23



MAX.	1940	1500	1055	820	640	360
3200	3,20	4,10	5,75	7,40	9,05	10,70

F70BC.0.24



MAX.	1865	1450	995	760	620	350
3150	3,30	4,20	5,80	7,45	9,05	10,70

F70B.1 e-dynamic

CERTIFIED DYNAMIC PERFORMANCE

LIGHT - DUTY CRANES

e-dynamic standard package

- **D850** – Digital Multifunction Distributor Bank – control
- **RCH/RCS** – Radio Remote Control – control
- **FX500** – Fassi Electronic Control – control
- **FSC** – Fassi Stability Control – control
- **MOL** – Manual Outriggers Lock – control
- **CPM** – Crane Position Monitoring – control
- **MPES** – Multi Power Extension System – performance
- **FS** – Flow Sharing – performance
- **XP** – Extra Power – performance
- **UHSS** – Ultra High Strength Steel – strength
- **FWD** – Fewer Welds Design – strength
- **CQ** – Cast Quality – strength
- **RPS** – Rack and Pinion System – strength

						MPa	l/min	oil				
F70B.1.21	6,83	5,45	1,80	400°	7,8	34,5	20	33	715	2300	635	1950
F70B.1.22	6,63	7,40	3,70	400°	7,8	34,5	20	33	790	2300	635	1950
F70B.1.23	6,42	9,30	5,50	400°	7,8	34,5	20	33	865	2300	635	1950
F70B.1.24	6,32	11,25	7,40	400°	7,8	34,5	20	33	930	2300	635	1950

F70B.1.21



MAX.	1910	1290	885	670	500
3250	3,50	5,30	7,25	9,15	11,10

F70B.1.22

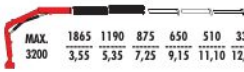

MAX.	1865	1190	875	650	510	330
3200	3,55	5,35	7,25	9,15	11,10	12,70

F70B.1.23



MAX.	1760	1120	810	635	480	330
3150	3,65	5,40	7,30	9,15	11,10	12,70

F70B.1.24

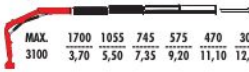

MAX.	1700	1055	745	575	470	300
3100	3,70	5,50	7,35	9,20	11,10	12,70

F85B.0 active / e-active

CERTIFIED DYNAMIC PERFORMANCE

LIGHT - DUTY CRANES

active / e-active standard package

- *D850 — Digital Multifunction Distributor Bank — control
- *RCH/RCS — Radio Remote Control — control
- FX500 — Fassi Electronic Control — control
- FSC — Fassi Stability Control — control
- MOL — Manual Outriggers Lock — control
- CPM — Crane Position Monitoring — control
- MPES — Multi Power Extension System — performance
- *FS — Flow Sharing — performance
- UHSS — Ultra High Strength Steel — strength
- FWD — Fewer Welds Design — strength
- CQ — Cast Quality — strength
- RPS — Rack and Pinion System — strength

						MPa	l/min	oil				
F85B.0.21	8,56	5,70	1,80	400°	11,7	31,0	30-40	90	890	2240	690	1975
F85B.0.22	8,26	7,65	3,65	400°	11,7	31,0	30-40	90	970	2240	690	1975
F85B.0.23	7,95	9,60	5,50	400°	11,7	31,0	30-40	90	1045	2240	690	1975
F85B.0.23 L061	7,95	12,65	6,70	400°	11,7	31,0	30-40	90	1195	2245	860	2020
F85B.0.24	7,85	11,50	7,35	400°	11,7	31,0	30-40	90	1120	2275	690	1975
F85BC.0.22	8,56	5,95	2,80	400°	11,7	31,0	30-40	90	955	2270	690	1975
F85BC.0.23	8,56	7,90	4,70	400°	11,7	31,0	30-40	90	1010	2270	690	1975
F85BC.0.24	6,93	9,80	6,50	400°	11,7	31,0	30-40	90	1085	2300	690	1975

** available only for **e-active** standard package*

F85B.0.21



MAX. 4000	2245	1535
	3,75	5,55

F85B.0.22

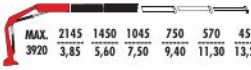

MAX. 3920	2145	1450	1045	750	570	455
	3,85	5,60	7,50	9,40	11,30	13,20

F85B.0.23

MAX. 3800	2050	1370	970	725	550	440
	3,90	5,70	7,55	9,40	11,30	13,20

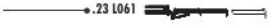

455	400	330
11,25	12,45	13,75

F85B.0.24

MAX. 3750	1950	1290	895	650	515	410
	4,00	5,75	7,65	9,50	11,30	13,20

C VERSION

F85BC.0.22



MAX. 3600	2800	2125	1440	1000	660	460
	2,95	3,90	5,75	7,70	9,60	11,50

F85BC.0.23



MAX. 3550	2695	2040	1380	1000	650	460
	3,05	4,00	5,85	7,70	9,60	11,50

F85BC.0.24

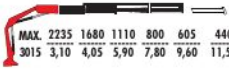

MAX. 3015	2235	1680	1110	800	605	440
	3,10	4,05	5,90	7,80	9,60	11,50

F85B.1 dynamic / e-dynamic

CERTIFIED DYNAMIC PERFORMANCE

LIGHT - DUTY CRANES

dynamic / e-dynamic standard package

- *D850 — Digital Multifunction Distributor Bank — control
- *RCH/RCS — Radio Remote Control — control
- FX500 — Fassi Electronic Control — control
- FSC — Fassi Stability Control — control
- MOL — Manual Outriggers Lock — control
- CPM — Crane Position Monitoring — control
- MPES — Multi Power Extension System — performance
- PROLINK — Progressive Link — performance
- *FS — Flow Sharing — performance
- UHSS — Ultra High Strength Steel — strength
- FWD — Fewer Welds Design — strength
- CQ — Cast Quality — strength
- RPS — Rack and Pinion System — strength

						MPa	l/min	oil				
F85B.1.21	8,05	5,65	1,85	410°	17,7	30,5	30-40	90	1070	2360	780	2180
F85B.1.22	7,75	7,70	3,80	410°	17,7	30,5	30-40	90	1185	2360	780	2180
F85B.1.22 L102	7,75	14,45	7,40	410°	17,7	30,5	30-40	90	1565	2375	900	2490
F85B.1.23	7,54	9,85	5,85	410°	17,7	30,5	30-40	90	1255	2360	780	2180
F85B.1.23 L061	7,54	12,95	7,05	410°	17,7	30,5	30-40	90	1460	2360	900	2470
F85B.1.23 L102	7,54	16,55	9,45	410°	17,7	30,5	30-40	90	1635	2400	900	2505
F85B.1.24	7,14	11,95	7,90	410°	17,7	30,5	30-40	90	1340	2360	780	2180
F85B.1.25	6,93	14,10	9,95	410°	17,7	30,5	30-40	90	1430	2360	870	2180
F85BC.1.22	7,95	6,35	2,95	410°	17,7	30,5	30-40	90	1160	2360	780	2180
F85BC.1.23	7,65	8,50	5,10	410°	17,7	30,5	30-40	90	1230	2360	780	2180
F85BC.1.24	7,34	10,60	6,70	410°	17,7	30,5	30-40	90	1315	2360	780	2180

** available only for **e-dynamic** standard package*

F85B.1.21



MAX. 3250	2140	1445
	3,75	5,60

F85B.1.22



MAX. 3125	2020	1335	980
	3,85	5,65	7,65

.22 L102

400	330	280	195
10,80	12,60	14,40	16,25

F85B.1.23



MAX. 3050	1930	1265	915	710	540	410	310
	3,90	5,75	7,70	9,75	11,90	14,00	16,00

.23 L061



455	375	245
11,65	12,85	14,15

.23 L102

235	190	145	95
12,85	14,65	16,45	18,30

F85B.1.24

MAX. 2900	1795	1150	810	615	500	385	300
	4,00	5,85	7,80	9,85	11,90	14,00	16,00

F85B.1.25



MAX. 2800	1710	1075	740	545	430	360	290
	4,05	5,90	7,90	9,90	12,00	14,00	16,00

C VERSION

F85BC.1.22

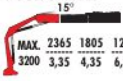

MAX. 3200	2365	1805	1240
	3,35	4,35	6,30

F85BC.1.23



MAX. 3140	2260	1725	1170	875	650	460	320
	3,40	4,40	6,35	8,40	10,55	12,65	14,65

F85BC.1.24



MAX. 2990	2110	1600	1060	775	615	430	310
	3,50	4,50	6,45	8,50	10,55	12,65	14,65

F85B.2 dynamic / e-dynamic

CERTIFIED DYNAMIC PERFORMANCE

LIGHT - DUTY CRANES

dynamic / e-dynamic standard package

- *D850 — Digital Multifunction Distributor Bank — control
- *RCH/RCS — Radio Remote Control — control
- FX500 — Fassi Electronic Control — control
- FSC — Fassi Stability Control — control
- MOL — Manual Outriggers Lock — control
- CPM — Crane Position Monitoring — control
- MPES — Multi Power Extension System — performance
- PROLINK — Progressive Link — performance
- *FS — Flow Sharing — performance
- UHSS — Ultra High Strength Steel — strength
- FWD — Fewer Welds Design — strength
- CQ — Cast Quality — strength
- RPS — Rack and Pinion System — strength

						MPa	l/min	oil				
F85B.2.21	8,15	5,70	1,85	410°	17,7	30,5	30-40	90	1090	2340	780	2185
F85B.2.22	7,95	7,75	3,80	410°	17,7	30,5	30-40	90	1205	2340	780	2185
F85B.2.22 L102	7,95	14,40	7,35	410°	17,7	30,5	30-40	90	1585	2340	900	2535
F85B.2.23	7,75	9,85	5,85	410°	17,7	30,5	30-40	90	1275	2340	780	2185
F85B.2.23 L061	7,75	12,95	7,05	410°	17,7	30,5	30-40	90	1480	2340	900	2505
F85B.2.23 L102	7,75	16,55	9,45	410°	17,7	30,5	30-40	90	1655	2340	900	2555
F85B.2.24	7,34	12,00	7,90	410°	17,7	30,5	30-40	90	1360	2340	780	2185
F85B.2.25	7,14	14,10	9,95	410°	17,7	30,5	30-40	90	1450	2340	870	2185
F85BC.2.22	7,95	6,40	2,95	410°	17,7	30,5	30-40	90	1180	2340	780	2185
F85BC.2.23	7,85	8,50	5,00	410°	17,7	30,5	30-40	90	1250	2340	780	2185
F85BC.2.24	7,54	10,65	7,05	410°	17,7	30,5	30-40	90	1335	2340	780	2185

** available only for **e-dynamic** standard package*

F85B.2.21



MAX. 4750	2210 / 3,70	1475 / 5,55

F85B.2.22



MAX. 4630	2100 / 3,80	1365 / 5,60	1000 / 7,60

.22 L102

410 / 10,70	335 / 12,50	280 / 14,30	195 / 16,20

F85B.2.23



MAX. 4550	2000 / 3,85	1290 / 5,70	930 / 7,65	720 / 9,70	545 / 11,85	410 / 13,95	310 / 15,95

.23 L061

460 / 11,60	375 / 12,80	245 / 14,05

.23 L102

240 / 12,80	190 / 14,60	145 / 16,40	95 / 18,25

F85B.2.24



MAX. 4350	1860 / 3,95	1180 / 5,75	825 / 7,75	625 / 9,80	505 / 11,85	390 / 13,95	300 / 15,95

F85B.2.25



MAX. 4300	1775 / 4,00	1105 / 5,85	755 / 7,80	555 / 9,85	435 / 11,90	365 / 13,95	290 / 15,95

C VERSION

F85BC.2.22



MAX. 4800	2450 / 3,25	1860 / 4,25	1265 / 6,25

F85BC.2.23



MAX. 4660	2350 / 3,35	1775 / 4,35	1190 / 6,30	890 / 8,35	660 / 10,50	470 / 12,60	330 / 14,60

F85BC.2.24



MAX. 4500	2200 / 3,45	1650 / 4,45	1080 / 6,40	790 / 8,45	625 / 10,50	440 / 12,60	320 / 14,60

F90B.0 e-active

CERTIFIED DYNAMIC PERFORMANCE

LIGHT - DUTY CRANES

e-active standard package

- **D850** Digital Multifunction Distributor Bank — control
- **RCH/RCS** Radio Remote Control — control
- **FX500** Fassi Electronic Control — control
- **FSC** Fassi Stability Control — control
- **MOL** Manual Outriggers Lock — control
- **CPM** Crane Position Monitoring — control
- **MPES** Multi Power Extension System — performance
- **FS** Flow Sharing — performance
- **XP** Extra Power — performance
- **UHSS** Ultra High Strength Steel — strength
- **FWD** Fewer Welds Design — strength
- **CQ** Cast Quality — strength
- **RPS** Rack and Pinion System — strength

						MPa	l/min	oil				
F90B.0.21	9,71	5,70	1,80	400°	11,7	33,0	30-40	90	890	2240	690	1975
F90B.0.22	8,87	7,65	3,65	400°	11,7	33,0	30-40	90	970	2240	690	1975
F90B.0.23	8,66	9,60	5,50	400°	11,7	33,0	30-40	90	1045	2240	690	1975
F90B.0.23 L061	8,66	12,65	6,70	400°	11,7	33,0	30-40	90	1195	2245	860	2020
F90B.0.24	8,64	11,50	7,35	400°	11,7	33,0	30-40	90	1120	2275	690	1975
F90BC.0.22	8,87	5,95	2,80	400°	11,7	33,0	30-40	90	955	2270	690	1975
F90BC.0.23	8,87	7,90	4,70	400°	11,7	33,0	30-40	90	1010	2270	690	1975
F90BC.0.24	7,54	9,80	6,50	400°	11,7	33,0	30-40	90	1085	2300	690	1975

F90B.0.21



MAX. 4150	2415	1650
	3,75	5,55

F90B.0.22

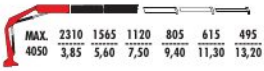

MAX. 4050	2310	1565	1120	805	615	495
	3,85	5,60	7,50	9,40	11,30	13,20

F90B.0.23

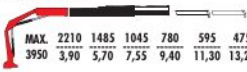

MAX. 3950	2210	1485	1045	780	595	475
	3,90	5,70	7,55	9,40	11,30	13,20

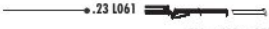

500	440	350
11,25	12,45	13,75

F90B.0.24



MAX. 3850	2110	1400	970	705	560	450
	4,00	5,75	7,65	9,50	11,30	13,20

C VERSION

F90BC.0.22



MAX. 3865	3005	2285	1550	1080	730	520
	2,95	3,90	5,75	7,70	9,60	11,50

F90BC.0.23



MAX. 3815	2895	2200	1485	1070	710	510
	3,05	4,00	5,85	7,70	9,60	11,50

F90BC.0.24

MAX. 3280	2430	1830	1220	870	660	500
	3,10	4,05	5,90	7,80	9,60	11,50

F90B.1 e-dynamic

CERTIFIED DYNAMIC PERFORMANCE

LIGHT - DUTY CRANES

e-dynamic standard package

- D850 — Digital Multifunction Distributor Bank — control
- RCH/RCS — Radio Remote Control — control
- FX500 — Fassi Electronic Control — control
- FSC — Fassi Stability Control — control
- MOL — Manual Outriggers Lock — control
- CPM — Crane Position Monitoring — control
- MPES — Multi Power Extension System — performance
- PROLINK — Progressive Link — performance
- FS — Flow Sharing — performance
- XP — Extra Power — performance
- UHSS — Ultra High Strength Steel — strength
- FWD — Fewer Welds Design — strength
- CQ — Cast Quality — strength
- RPS — Rack and Pinion System — strength

						MPa	l/min	oil				
F90B.1.21	8,87	5,65	1,85	410°	17,7	31,5	30-40	90	1070	2360	780	2180
F90B.1.22	8,56	7,70	3,80	410°	17,7	31,5	30-40	90	1185	2360	780	2180
F90B.1.22 L102	8,56	14,45	7,40	410°	17,7	31,5	30-40	90	1565	2375	900	2490
F90B.1.23	8,36	9,85	5,85	410°	17,7	31,5	30-40	90	1255	2360	780	2180
F90B.1.23 L061	8,36	12,95	7,05	410°	17,7	31,5	30-40	90	1460	2360	900	2470
F90B.1.23 L102	8,36	16,55	9,45	410°	17,7	31,5	30-40	90	1635	2400	900	2505
F90B.1.24	7,95	11,95	7,90	410°	17,7	31,5	30-40	90	1340	2360	780	2180
F90B.1.25	7,75	14,10	9,95	410°	17,7	31,5	30-40	90	1430	2360	870	2180
F90BC.1.22	8,66	6,35	2,95	410°	17,7	31,5	30-40	90	1160	2360	780	2180
F90BC.1.23	8,46	8,50	5,10	410°	17,7	31,5	30-40	90	1230	2360	780	2180
F90BC.1.24	8,15	10,60	6,70	410°	17,7	31,5	30-40	90	1315	2360	780	2180

F90B.1.21



MAX.	2355	1590
3600	3,75	5,60

F90B.1.22



MAX.	2230	1480	1090
3450	3,85	5,65	7,65

480	400	280	195
10,80	12,60	14,40	16,25

F90B.1.23



MAX.	2135	1405	1020	800	605	460	370
3370	3,90	5,75	7,70	9,75	11,90	14,00	16,00

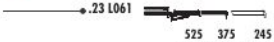

525	375	245
11,65	12,85	14,15

295	230	145	95
12,85	14,65	16,45	18,30

F90B.1.24



MAX.	2000	1300	920	700	570	440	355
3210	4,00	5,85	7,80	9,85	11,90	14,00	16,00

F90B.1.25



MAX.	1910	1215	845	630	500	415	330
3125	4,05	5,90	7,90	9,90	12,00	14,00	16,00

C VERSION

F90BC.1.22

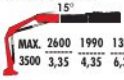

MAX.	2600	1990	1370
3500	3,35	4,35	6,30

F90BC.1.23



MAX.	2490	1905	1300	975	730	530	400
3460	3,40	4,40	6,35	8,40	10,55	12,65	14,65

F90BC.1.24



MAX.	2340	1775	1185	870	695	500	390
3315	3,50	4,50	6,45	8,50	10,55	12,65	14,65

F90B.2 e-dynamic

CERTIFIED DYNAMIC PERFORMANCE

LIGHT - DUTY CRANES

e-dynamic standard package

D850 Digital Multifunction Distributor Bank — control	**RCH/RCS** Radio Remote Control — control	**FX500** Fassi Electronic Control — control	**FSC** Fassi Stability Control — control	**MOL** Manual Outriggers Lock — control	**CPM** Crane Position Monitoring — control
MPES Multi Power Extension System — performance	**PROLINK** Progressive Link — performance	**FS** Flow Sharing — performance	**XP** Extra Power — performance		
UHSS Ultra High Strength Steel — strength	**FWD** Fewer Welds Design — strength	**CQ** Cast Quality — strength	**RPS** Rack and Pinion System — strength		

						MPa	l/min	oil				
F90B.2.21	8,97	5,70	1,85	410°	17,7	31,5	30-40	90	1090	2340	780	2185
F90B.2.22	8,77	7,75	3,80	410°	17,7	31,5	30-40	90	1205	2340	780	2185
F90B.2.22 L102	8,77	14,40	7,35	410°	17,7	31,5	30-40	90	1585	2340	900	2535
F90B.2.23	8,46	9,85	5,85	410°	17,7	31,5	30-40	90	1275	2340	780	2185
F90B.2.23 L061	8,46	12,95	7,05	410°	17,7	31,5	30-40	90	1480	2340	900	2505
F90B.2.23 L102	8,46	16,55	9,45	410°	17,7	31,5	30-40	90	1655	2340	900	2555
F90B.2.24	8,36	12,00	7,90	410°	17,7	31,5	30-40	90	1360	2340	780	2185
F90B.2.25	7,95	14,10	9,95	410°	17,7	31,5	30-40	90	1450	2340	870	2185
F90BC.2.22	8,77	6,40	2,95	410°	17,7	31,5	30-40	90	1180	2340	780	2185
F90BC.2.23	8,66	8,50	5,00	410°	17,7	31,5	30-40	90	1250	2340	780	2185
F90BC.2.24	8,56	10,65	7,05	410°	17,7	31,5	30-40	90	1335	2340	780	2185

F90B.2.21



MAX.	2430	1625
5220	3,70	5,55

F90B.2.22

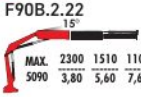

MAX.	2300	1510	1105
5090	3,80	5,60	7,60

.22 L102

485	400	280	195
10,70	12,50	14,30	16,20

F90B.2.23



MAX.	2210	1435	1035	805	605	460	370
5000	3,85	5,70	7,65	9,70	11,85	13,95	15,95

.23 L061



535	375	245
11,60	12,80	14,05

.23 L102

300	230	145	95
12,80	14,60	16,40	18,25

F90B.2.24



MAX.	2105	1350	955	725	580	440	355
4810	3,95	5,75	7,75	9,80	11,85	13,95	15,95

F90B.2.25



MAX.	1975	1245	860	640	500	410	330
4790	4,00	5,85	7,80	9,85	11,90	13,95	15,95

C VERSION

F90BC.2.22



MAX.	2700	2050	1395
5270	3,25	4,25	6,25

F90BC.2.23



MAX.	2590	1965	1320	985	740	540	410
5120	3,35	4,35	6,30	8,35	10,50	12,60	14,60

F90BC.2.24



MAX.	2475	1865	1235	905	720	510	400
5000	3,45	4,45	6,40	8,45	10,50	12,60	14,60

F95B.0 active/e-active

CERTIFIED DYNAMIC PERFORMANCE

LIGHT - DUTY CRANES

active / e-active standard package

- *D850 — Digital Multifunction Distributor Bank — control
- *RCH/RCS — Radio Remote Control — control
- FX500 — Fassi Electronic Control — control
- FSC — Fassi Stability Control — control
- MOL — Manual Outriggers Lock — control
- CPM — Crane Position Monitoring — control
- MPES — Multi Power Extension System — performance
- *FS — Flow Sharing — performance
- UHSS — Ultra High Strength Steel — strength
- FWD — Fewer Welds Design — strength
- CQ — Cast Quality — strength
- RPS — Rack and Pinion System — strength

						MPa	l/min	oil				
F95B.0.21	9,07	6,10	1,80	410°	17,7	29,0	25	60	1100	2300	775	2190
F95B.0.22	8,77	8,10	3,70	410°	17,7	29,0	25	60	1205	2305	775	2190
F95B.0.22 L102	8,77	14,55	7,30	410°	17,7	29,0	25	60	1530	2325	855	2190
F95B.0.23	8,46	10,15	5,70	410°	17,7	29,0	25	60	1305	2305	775	2190
F95B.0.23 L102	8,46	16,55	9,30	410°	17,7	29,0	25	60	1630	2325	855	2190
F95B.0.24	8,26	12,25	7,70	410°	17,7	29,0	25	60	1390	2305	775	2190
F95BC.0.22	9,07	6,30	2,85	410°	17,7	29,0	25	60	1170	2345	775	2190
F95BC.0.23	8,66	8,40	4,85	410°	17,7	29,0	25	60	1265	2345	775	2190
F95BC.0.24	8,05	10,45	6,85	410°	17,7	29,0	25	60	1350	2345	775	2190

** available only for **e-active** standard package*

F95B.0.21

MAX. 2210	1545	1115	815	570	
4420 4,10	5,90	7,90	9,95	12,00	

F95B.0.22

MAX. 2085	1435	1085	800	570	415
4310 4,20	6,00	7,90	9,95	12,00	14,05

.22 L102

505	405	270	185
10,70	12,50	14,30	16,15

F95B.0.23



MAX. 1970	1330	985	770	550	400
4200 4,25	6,05	7,95	9,95	12,00	14,05

.23 L102

310	235	150	100
12,70	14,50	16,30	18,15

F95B.0.24



MAX. 1875	1250	905	690	545	390	
4120 4,35	6,15	8,05	10,05	12,00	14,10	

C VERSION

F95BC.0.22

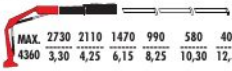

MAX. 2730	2110	1470	990	580	400
4360 3,30	4,25	6,15	8,25	10,30	12,35

F95BC.0.23

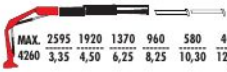

MAX. 2595	1920	1370	960	580	400
4260 3,35	4,50	6,25	8,25	10,30	12,35

F95BC.0.24

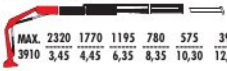

MAX. 2320	1770	1195	780	575	390	
3910 3,45	4,45	6,35	8,35	10,30	12,40	

F100B.1 xe-dynamic

LIGHT - DUTY CRANES

xe-dynamic standard package

- **ADC** – Automatic Dynamic Control – control
- **D850** – Digital Multifunction Distributor Bank – control
- **RCH/RCS** – Radio Remote Control – control
- **FX500** – Fassi Electronic Control – control
- **FSC** – Fassi Stability Control – control
- **MOL** – Manual Outriggers Lock – control
- **CPM** – Crane Position Monitoring – control
- **MPES** – Multi Power Extension System – performance
- **PROLINK** – Progressive Link – performance
- **FS** – Flow Sharing – performance
- **XP** – Extra Power – performance
- **UHSS** – Ultra High Strength Steel – strength
- **FWD** – Fewer Welds Design – strength
- **CQ** – Cast Quality – strength
- **RPS** – Rack and Pinion System – strength

						MPa	l/min	oil				
F100B.1.21	9,28	5,65	1,85	410°	17,7	32,5	30-40	90	1070	2360	780	2180
F100B.1.22	8,87	7,70	3,80	410°	17,7	32,5	30-40	90	1185	2360	780	2180
F100B.1.22 L102	8,87	14,45	7,40	410°	17,7	32,5	30-40	90	1565	2375	900	2490
F100B.1.23	8,66	9,85	5,85	410°	17,7	32,5	30-40	90	1255	2360	780	2180
F100B.1.23 L061	8,66	12,95	7,05	410°	17,7	32,5	30-40	90	1460	2360	900	2470
F100B.1.23 L102	8,66	16,55	9,45	410°	17,7	32,5	30-40	90	1635	2400	900	2505
F100B.1.24	8,36	11,95	7,90	410°	17,7	32,5	30-40	90	1340	2360	780	2180
F100B.1.25	8,05	14,10	9,95	410°	17,7	32,5	30-40	90	1430	2360	870	2180
F100BC.1.22	8,97	6,35	2,95	410°	17,7	32,5	30-40	90	1160	2360	780	2180
F100BC.1.23	8,77	8,50	5,10	410°	17,7	32,5	30-40	90	1230	2360	780	2180
F100BC.1.24	8,46	10,60	6,70	410°	17,7	32,5	30-40	90	1315	2360	780	2180

F100B.1.21



MAX. 3700	2440 / 3,75	1650 / 5,60

F100B.1.22



MAX. 3580	2310 / 3,85	1540 / 5,65	1135 / 7,65

510 / 10,80	415 / 12,60	280 / 14,40	195 / 16,25

F100B.1.23



MAX. 3500	2220 / 3,90	1460 / 5,75	1065 / 7,70	830 / 9,75	630 / 11,90	480 / 14,00	390 / 16,00

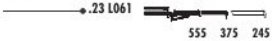

555 / 11,65	375 / 12,85	245 / 14,15

320 / 12,85	230 / 14,65	145 / 16,45	95 / 18,30

F100B.1.24



MAX. 3340	2080 / 4,00	1350 / 5,85	960 / 7,80	730 / 9,85	600 / 11,90	460 / 14,00	370 / 16,00

F100B.1.25



MAX. 3255	1985 / 4,05	1270 / 5,90	890 / 7,90	665 / 9,90	530 / 12,00	435 / 14,00	350 / 16,00

C VERSION

F100BC.1.22



MAX. 3650	2690 / 3,35	2065 / 4,35	1420 / 6,30

F100BC.1.23



MAX. 3590	2585 / 3,40	1980 / 4,40	1350 / 6,35	1015 / 8,40	760 / 10,55	580 / 12,65	450 / 14,65

F100BC.1.24



MAX. 3440	2430 / 3,50	1850 / 4,50	1240 / 6,45	910 / 8,50	725 / 10,55	520 / 12,65	410 / 14,65

F100B.2 xe-dynamic

LIGHT - DUTY CRANES

xe-dynamic standard package

- **ADC** Automatic Dynamic Control — control
- **D850** Digital Multifunction Distributor Bank — control
- **RCH/RCS** Radio Remote Control — control
- **FX500** Fassi Electronic Control — control
- **FSC** Fassi Stability Control — control
- **MOL** Manual Outriggers Lock — control
- **CPM** Crane Position Monitoring — control
- **MPES** Multi Power Extension System — performance
- **PROLINK** Progressive Link — performance
- **FS** Flow Sharing — performance
- **XP** Extra Power — performance
- **UHSS** Ultra High Strength Steel — strength
- **FWD** Fewer Welds Design — strength
- **CQ** Cast Quality — strength
- **RPS** Rack and Pinion System — strength

						MPa	l/min	oil				
F100B.2.21	9,38	5,70	1,85	410°	17,7	32,5	30-40	90	1090	2340	780	2185
F100B.2.22	9,07	7,75	3,80	410°	17,7	32,5	30-40	90	1205	2340	780	2185
F100B.2.22 L102	9,07	14,40	7,35	410°	17,7	32,5	30-40	90	1585	2340	900	2535
F100B.2.23	8,77	9,85	5,85	410°	17,7	32,5	30-40	90	1275	2340	780	2185
F100B.2.23 L061	8,77	12,95	7,05	410°	17,7	32,5	30-40	90	1480	2340	900	2505
F100B.2.23 L102	8,77	16,55	9,45	410°	17,7	32,5	30-40	90	1655	2340	900	2555
F100B.2.24	8,66	11,95	7,90	410°	17,7	32,5	30-40	90	1360	2340	780	2185
F100B.2.25	8,26	14,10	9,95	410°	17,7	32,5	30-40	90	1450	2340	870	2185
F100BC.2.22	9,07	6,40	2,95	410°	17,7	32,5	30-40	90	1180	2340	780	2185
F100BC.2.23	8,97	8,50	5,00	410°	17,7	32,5	30-40	90	1250	2340	780	2185
F100BC.2.24	8,87	10,65	7,05	410°	17,7	32,5	30-40	90	1335	2340	780	2185

F100B.2.21



MAX. 2520	1685	
5400 3,70	5,55	

F100B.2.22



MAX. 2390	1570	1150	
5270 3,80	5,60	7,60	

520	415	280	195
10,70	12,50	14,30	16,20

F100B.2.23



MAX. 2290	1495	1080	840	630	480	390	
5190 3,85	5,70	7,65	9,70	11,85	13,95	15,95	

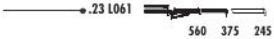

560	375	245
11,60	12,80	14,05

320	230	145	95
12,80	14,60	16,40	18,25

F100B.2.24



MAX. 2190	1405	955	760	605	460	370	
4990 3,95	5,75	7,75	9,80	11,85	13,95	15,95	

F100B.2.25



MAX. 2055	1300	905	670	535	435	350	
4970 4,00	5,85	7,80	9,85	11,90	13,95	15,95	

C VERSION

F100BC.2.22



MAX. 2795	2125	1450	
5400 3,25	4,25	6,25	

F100BC.2.23

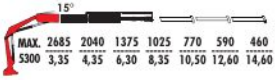

MAX. 2685	2040	1375	1025	770	590	460	
5300 3,35	4,35	6,30	8,35	10,50	12,60	14,60	

F100BC.2.24

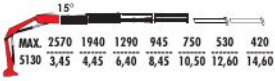

MAX. 2570	1940	1290	945	750	530	420	
5130 3,45	4,45	6,40	8,45	10,50	12,60	14,60	

F105B.0 e-active

CERTIFIED DYNAMIC PERFORMANCE

LIGHT - DUTY CRANES

e-active standard package

- **D850** Digital Multifunction Distributor Bank — control
- **RCH/RCS** Radio Remote Control — control
- **FX500** Fassi Electronic Control — control
- **FSC** Fassi Stability Control — control
- **MOL** Manual Outriggers Lock — control
- **CPM** Crane Position Monitoring — control
- **MPES** Multi Power Extension System — performance
- **FS** Flow Sharing — performance
- **XP** Extra Power — performance
- **UHSS** Ultra High Strength Steel — strength
- **FWD** Fewer Welds Design — strength
- **CQ** Cast Quality — strength
- **RPS** Rack and Pinion System — strength

						MPa	l/min	oil				
F105B.0.21	10,09	6,10	1,80	410°	17,7	31,0	25	60	1100	2300	775	2190
F105B.0.22	9,68	8,10	3,70	410°	17,7	31,0	25	60	1205	2305	775	2190
F105B.0.22 L102	9,68	14,55	7,30	410°	17,7	31,0	25	60	1530	2325	855	2190
F105B.0.23	9,38	10,15	5,70	410°	17,7	31,0	25	60	1305	2305	775	2190
F105B.0.23 L102	9,38	16,55	9,30	410°	17,7	31,0	25	60	1630	2325	855	2190
F105B.0.24	9,17	12,25	7,70	410°	17,7	31,0	25	60	1390	2305	775	2190
F105BC.0.22	9,99	6,30	2,85	410°	17,7	31,0	25	60	1170	2345	775	2190
F105BC.0.23	9,79	8,40	4,85	410°	17,7	31,0	25	60	1265	2345	775	2190
F105BC.0.24	8,77	10,45	6,85	410°	17,7	31,0	25	60	1350	2345	775	2190

F105B.0.21



MAX. 2435	1705	1235	885	640	
4750 4,10	5,90	7,90	9,95	12,00	

F105B.0.22

MAX. 2310	1595	1205	865	640	450
4750 4,20	6,00	7,90	9,95	12,00	14,05

.22 L102

595	455	305	215
10,70	12,50	14,30	16,15

F105B.0.23



MAX. 2190	1670	1105	835	620	450
4645 4,25	5,60	7,95	9,95	12,00	14,05

.23 L102

385	285	185	125
12,70	14,50	16,30	18,15

F105B.0.24



MAX. 2090	1405	1025	755	595	440	
4560 4,35	6,15	8,05	10,05	12,00	14,10	

C VERSION

F105BC.0.22

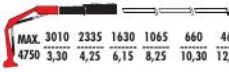

MAX. 3010	2335	1630	1065	660	460
4750 3,30	4,25	6,15	8,25	10,30	12,35

F105BC.0.23

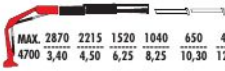

MAX. 2870	2215	1520	1040	650	450
4700 3,40	4,50	6,25	8,25	10,30	12,35

F105BC.0.24

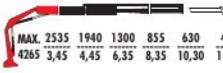

MAX. 2535	1940	1300	855	630	440
4265 3,45	4,45	6,35	8,35	10,30	12,40

F110B.0 active / e-active

CERTIFIED DYNAMIC PERFORMANCE

LIGHT - DUTY CRANES

active / e-active standard package

- *D850 — Digital Multifunction Distributor Bank — control
- *RCH/RCS — Radio Remote Control — control
- FX500 — Fassi Electronic Control — control
- FSC — Fassi Stability Control — control
- MOL — Manual Outriggers Lock — control
- CPM — Crane Position Monitoring — control
- MPES — Multi Power Extension System — performance
- *FS — Flow Sharing — performance
- UHSS — Ultra High Strength Steel — strength
- FWD — Fewer Welds Design — strength
- CQ — Cast Quality — strength
- RPS — Rack and Pinion System — strength

						MPa	l/min	oil				
F110B.0.21	9,89	5,75	1,85	410°	17,7	31,5	30-40	90	1110	2365	780	2180
F110B.0.22	9,48	7,80	3,80	410°	17,7	31,5	30-40	90	1220	2365	780	2180
F110B.0.23	9,28	9,90	5,85	410°	17,7	31,5	30-40	90	1325	2365	780	2180
F110B.0.23 L102	9,28	16,60	9,45	410°	17,7	31,5	30-40	90	1705	2410	900	2436
F110B.0.24	9,07	12,05	7,90	410°	17,7	31,5	30-40	90	1420	2470	780	2180
F110B.0.24 L061	9,07	15,10	9,10	410°	17,7	31,5	30-40	90	1635	2470	900	2465
F110B.0.25	8,77	14,15	9,95	410°	17,7	31,5	30-40	90	1510	2470	870	2180
F110BC.0.22	9,58	6,45	2,95	410°	17,7	31,5	30-40	90	1195	2365	780	2180
F110BC.0.23	9,38	8,55	5,00	410°	17,7	31,5	30-40	90	1300	2365	780	2180
F110BC.0.24	9,17	10,70	7,05	410°	17,7	31,5	30-40	90	1395	2470	780	2180

** available only for **e-active** standard package*

F110B.0.21

MAX. 4140	2685 / 3,65	1800 / 5,50	

F110B.0.22



MAX. 4020	2555 / 3,70	1685 / 5,55	1240 / 7,50

F110B.0.23

MAX. 3905	2435 / 3,80	1585 / 5,65	1140 / 7,60	840 / 9,65	615 / 11,80	470 / 13,90	385 / 15,90

325 / 12,60	255 / 14,40	165 / 16,20	110 / 18,05

F110B.0.24



MAX. 3795	2320 / 3,90	1485 / 5,70	1045 / 7,70	750 / 9,75	580 / 11,80	440 / 13,90	355 / 15,90

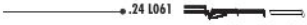

350 / 13,65	315 / 14,85	205 / 16,10

F110B.0.25

MAX. 3695	2215 / 3,95	1400 / 5,80	965 / 7,75	670 / 9,80	500 / 11,85	405 / 13,90	330 / 15,90

C VERSION

F110BC.0.22



MAX. 4100	3000 / 3,20	2280 / 4,20	1560 / 6,15

F110BC.0.23

MAX. 4000	2850 / 3,30	2165 / 4,30	1460 / 6,25	1085 / 8,30	770 / 10,45	585 / 12,55	430 / 14,55

F110BC.0.24



MAX. 3910	2725 / 3,35	2055 / 4,35	1390 / 6,35	990 / 8,40	740 / 10,45	555 / 12,55	420 / 14,55

F110B.1 dynamic / e-dynamic

CERTIFIED DYNAMIC PERFORMANCE

LIGHT - DUTY CRANES

dynamic / e-dynamic standard package

- *D850 — Digital Multifunction Distributor Bank — control
- *RCH/RCS — Radio Remote Control — control
- FX500 — Fassi Electronic Control — control
- FSC — Fassi Stability Control — control
- MOL — Manual Outriggers Lock — control
- CPM — Crane Position Monitoring — control
- MPES — Multi Power Extension System — performance
- PROLINK — Progressive Link — performance
- *FS — Flow Sharing — performance
- UHSS — Ultra High Strength Steel — strength
- FWD — Fewer Welds Design — strength
- CQ — Cast Quality — strength
- RPS — Rack and Pinion System — strength

						MPa	l/min	oil				
F110B.1.21	9,89	5,65	1,85	410°	17,7	30,5	30-40	90	1130	2360	780	2180
F110B.1.22	9,48	7,70	3,80	410°	17,7	30,5	30-40	90	1240	2360	780	2180
F110B.1.23	9,17	9,80	5,85	410°	17,7	30,5	30-40	90	1345	2360	780	2180
F110B.1.23 L102	9,17	16,55	9,45	410°	17,7	30,5	30-40	90	1725	2400	900	2505
F110B.1.24	8,97	11,95	7,90	410°	17,7	30,5	30-40	90	1440	2360	780	2180
F110B.1.24 L102	8,97	18,55	11,50	410°	17,7	30,5	30-40	90	1835	2380	900	2485
F110B.1.25	8,66	14,05	9,95	410°	17,7	30,5	30-40	90	1530	2360	870	2180
F110B.1.25 L061	8,66	17,15	11,15	410°	17,7	30,5	30-40	90	1745	2360	1010	2510
F110BC.1.22	9,58	6,35	2,95	410°	17,7	30,5	30-40	90	1215	2360	780	2180
F110BC.1.23	9,38	8,50	5,00	410°	17,7	30,5	30-40	90	1320	2360	780	2180
F110BC.1.24	9,07	10,60	7,05	410°	17,7	30,5	30-40	90	1415	2360	780	2180

** available only for **e-dynamic** standard package*

F110B.1.21

MAX. 3945	2600	1760
	3,75	5,60

F110B.1.22



MAX. 3825	2470	1645	1215
	3,85	5,65	7,65

F110B.1.23



MAX. 3710	2350	1540	1115	870	670	520	400
	3,90	5,75	7,70	9,75	11,90	14,00	16,00

370	255	165	110
12,85	14,65	16,45	18,30

F110B.1.24



MAX. 3600	2235	1440	1020	775	635	490	390
	4,00	5,85	7,80	9,85	11,90	14,00	16,00

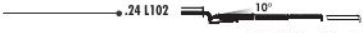

190	160	120	75
14,90	16,70	18,50	20,35

F110B.1.25



MAX. 3440	2140	1360	940	700	555	465	370
	4,05	5,90	7,90	9,90	12,00	14,00	16,00

255	210	130
15,90	17,10	18,35

C VERSION

F110BC.1.22



MAX. 3900	2875	2210	1525
	3,35	4,35	6,30

F110BC.1.23



MAX. 3805	2745	2095	1420	1065	790	590	420
	3,40	4,40	6,35	8,40	10,55	12,65	14,65

F110BC.1.24



MAX. 3710	2600	1990	1325	970	770	570	410
	3,50	4,50	6,45	8,50	10,55	12,65	14,65

F110B.2 dynamic / e-dynamic

CERTIFIED DYNAMIC PERFORMANCE

LIGHT - DUTY CRANES

dynamic / e-dynamic standard package

- *D850 — Digital Multifunction Distributor Bank — control
- *RCH/RCS — Radio Remote Control — control
- FX500 — Fassi Electronic Control — control
- FSC — Fassi Stability Control — control
- MOL — Manual Outriggers Lock — control
- CPM — Crane Position Monitoring — control
- MPES — Multi Power Extension System — performance
- PROLINK — Progressive Link — performance
- *FS — Flow Sharing — performance
- UHSS — Ultra High Strength Steel — strength
- FWD — Fewer Welds Design — strength
- CQ — Cast Quality — strength
- RPS — Rack and Pinion System — strength

						MPa	l/min	oil				
F110B.2.21	9,99	5,70	1,85	410°	17,7	31,0	30-40	90	1150	2340	780	2185
F110B.2.22	9,68	7,75	3,80	410°	17,7	31,0	30-40	90	1260	2340	780	2185
F110B.2.23	9,38	9,85	5,85	410°	17,7	31,0	30-40	90	1365	2340	780	2185
F110B.2.23 L102	9,38	16,55	9,45	410°	17,7	31,0	30-40	90	1745	2340	900	2555
F110B.2.24	9,17	12,00	7,90	410°	17,7	31,0	30-40	90	1460	2340	780	2185
F110B.2.24 L102	9,17	18,60	11,50	410°	17,7	31,0	30-40	90	1855	2340	900	2535
F110B.2.25	8,87	14,10	9,95	410°	17,7	31,0	30-40	90	1550	2340	870	2185
F110B.2.25 L061	8,87	17,15	11,15	410°	17,7	31,0	30-40	90	1765	2340	1010	2550
F110BC.2.22	9,68	6,40	2,95	410°	17,7	31,0	30-40	90	1235	2340	780	2185
F110BC.2.23	9,58	8,50	5,00	410°	17,7	31,0	30-40	90	1340	2340	780	2185
F110BC.2.24	9,38	10,65	7,05	410°	17,7	31,0	30-40	90	1435	2340	780	2185

** available only for **e-dynamic** standard package*

F110B.2.21

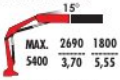

MAX. 5400	2690 / 3,70	1800 / 5,55

F110B.2.22



MAX. 5400	2560 / 3,80	1685 / 5,60	1240 / 7,60

F110B.2.23



MAX. 5400	2440 / 3,85	1580 / 5,70	1140 / 7,65	885 / 9,70	680 / 11,85	520 / 13,95	400 / 15,95

380 / 12,80	255 / 14,60	165 / 16,40	110 / 18,25

F110B.2.24

MAX. 5400	2320 / 3,95	1480 / 5,75	1040 / 7,75	790 / 9,80	640 / 11,85	510 / 13,95	390 / 15,95

195 / 14,80	165 / 16,60	120 / 18,40	75 / 20,30

F110B.2.25



MAX. 5400	2200 / 4,00	1395 / 5,85	960 / 7,80	710 / 9,85	560 / 11,90	470 / 13,95	370 / 15,95

260 / 15,80	220 / 17,00	140 / 18,30

C VERSION

F110BC.2.22



MAX. 5400	2990 / 3,25	2275 / 4,25	1555 / 6,25

F110BC.2.23

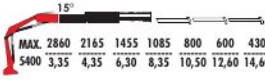

MAX. 5400	2860 / 3,35	2165 / 4,35	1455 / 6,30	1085 / 8,35	800 / 10,50	600 / 12,60	430 / 14,60

F110BC.2.24



MAX. 5400	2730 / 3,45	2055 / 4,45	1355 / 6,40	990 / 8,45	785 / 10,50	580 / 12,60	420 / 14,60

F115A.0 active / e-active

CERTIFIED DYNAMIC PERFORMANCE

LIGHT - DUTY CRANES

active / e-active standard package

- *D850 — Digital Multifunction Distributor Bank — control
- *RCH/RCS — Radio Remote Control — control
- FX500 — Fassi Electronic Control — control
- FSC — Fassi Stability Control — control
- MOL — Manual Outriggers Lock — control
- CPM — Crane Position Monitoring — control
- MPES — Multi Power Extension System — performance
- *FS — Flow Sharing — performance
- UHSS — Ultra High Strength Steel — strength
- FWD — Fewer Welds Design — strength
- CQ — Cast Quality — strength
- RPS — Rack and Pinion System — strength

						MPa	l/min	oil				
F115A.0.21	11,62	6,25	1,95	390°	17,6	30,5	30	90	1390	2305	805	2205
F115A.0.22	11,11	8,10	3,70	390°	17,6	30,5	30	90	1520	2305	805	2205
F115A.0.22 L102	11,11	14,50	7,30	390°	17,6	30,5	30	90	1835	2450	920	2205
F115A.0.23	10,70	10,15	5,70	390°	17,6	30,5	30	90	1640	2305	805	2205
F115A.0.23 L102	10,70	16,50	9,30	390°	17,6	30,5	30	90	1955	2450	920	2205
F115A.0.24	10,50	12,30	7,75	390°	17,6	30,5	30	90	1760	2370	805	2205
F115AC.0.22	10,60	6,30	2,85	390°	17,6	30,5	30	90	1450	2305	805	2205
F115AC.0.23	10,40	8,35	4,85	390°	17,6	30,5	30	90	1575	2305	805	2205
F115AC.0.24	9,99	10,50	6,95	390°	17,6	30,5	30	90	1720	2370	805	2205

** available only for **e-active** standard package*

F115A.0.21

MAX.	2810	1915	1355	950	700
5400	4,10	6,05	8,05	10,10	12,25

F115A.0.22

MAX.	2650	1830	1360	950	695	530
5400	4,20	6,00	7,90	9,95	12,10	14,20

690	545	370	250
10,70	12,50	14,30	16,15

F115A.0.23

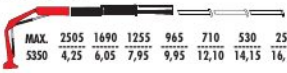

MAX.	2505	1690	1255	965	710	530	250
5350	4,25	6,05	7,95	9,95	12,10	14,15	16,15

435	370	265	185
12,65	14,45	16,25	18,10

F115A.0.24



MAX.	2365	1565	1130	875	710	530	250
5225	4,30	6,10	8,00	10,00	12,05	14,05	16,05

C VERSION

F115AC.0.22

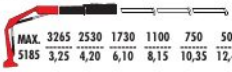

MAX.	3265	2530	1730	1100	750	500
5185	3,25	4,20	6,10	8,15	10,35	12,40

F115AC.0.23



MAX.	3095	2380	1600	1065	740	500	250
5050	3,35	4,30	6,20	8,15	10,35	12,40	14,40

F115AC.0.24



MAX.	2930	2235	1485	960	705	500	250
4900	3,40	4,35	6,25	8,25	10,35	12,40	14,40

F120B.0 e-active

CERTIFIED DYNAMIC PERFORMANCE

LIGHT - DUTY CRANES

e-active standard package

- **D850** Digital Multifunction Distributor Bank — control
- **RCH/RCS** Radio Remote Control — control
- **FX500** Fassi Electronic Control — control
- **FSC** Fassi Stability Control — control
- **MOL** Manual Outriggers Lock — control
- **CPM** Crane Position Monitoring — control
- **MPES** Multi Power Extension System — performance
- **FS** Flow Sharing — performance
- **XP** Extra Power — performance
- **UHSS** Ultra High Strength Steel — strength
- **FWD** Fewer Welds Design — strength
- **CQ** Cast Quality — strength
- **RPS** Rack and Pinion System — strength

						MPa	l/min	oil				
F120B.0.21	11,01	5,75	1,85	410°	17,7	34,5	30-40	90	1110	2365	780	2180
F120B.0.22	10,50	7,80	3,80	410°	17,7	34,5	30-40	90	1220	2365	780	2180
F120B.0.23	10,30	9,90	5,85	410°	17,7	34,5	30-40	90	1325	2365	780	2180
F120B.0.23 L102	10,30	16,60	9,45	410°	17,7	34,5	30-40	90	1705	2410	900	2436
F120B.0.24	10,09	12,05	7,90	410°	17,7	34,5	30-40	90	1420	2470	780	2180
F120B.0.24 L061	10,09	15,10	9,10	410°	17,7	34,5	30-40	90	1635	2470	900	2465
F120B.0.25	9,89	14,15	9,95	410°	17,7	34,5	30-40	90	1510	2470	870	2180
F120BC.0.22	10,70	6,45	2,95	410°	17,7	34,5	30-40	90	1195	2365	780	2180
F120BC.0.23	10,50	8,55	5,00	410°	17,7	34,5	30-40	90	1300	2365	780	2180
F120BC.0.24	10,19	10,70	7,05	410°	17,7	34,5	30-40	90	1395	2470	780	2180

F120B.0.21

MAX. 4605	2985 3,65	2005 5,50

F120B.0.22



MAX. 4485	2850 3,70	1890 5,55	1395 7,50

F120B.0.23



MAX. 4370	2725 3,80	1785 5,65	1290 7,60	940 9,65	695 11,80	535 13,90	440 15,90

390 12,60	255 14,40	165 16,20	110 18,05

F120B.0.24



MAX. 4255	2600 3,90	1680 5,70	1195 7,70	850 9,75	660 11,80	510 13,90	410 15,90

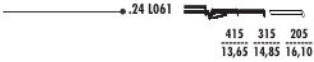

415 13,65	315 14,85	205 16,10

F120B.0.25

MAX. 4160	2495 3,95	1595 5,80	1115 7,75	770 9,80	580 11,85	475 13,90	380 15,90

C VERSION

F120BC.0.22



MAX. 4560	3220 3,20	2540 4,20	1740 6,15

F120BC.0.23

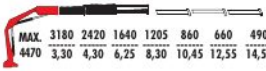

MAX. 4470	3180 3,30	2420 4,30	1640 6,25	1205 8,30	860 10,45	660 12,55	490 14,55

F120BC.0.24

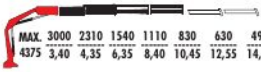

MAX. 4375	3000 3,40	2310 4,35	1540 6,35	1110 8,40	830 10,45	630 12,55	490 14,55

F120B.1 e-dynamic

CERTIFIED DYNAMIC PERFORMANCE

LIGHT - DUTY CRANES

e-dynamic standard package

- **D850** – Digital Multifunction Distributor Bank – control
- **RCH/RCS** – Radio Remote Control – control
- **FX500** – Fassi Electronic Control – control
- **FSC** – Fassi Stability Control – control
- **MOL** – Manual Outriggers Lock – control
- **CPM** – Crane Position Monitoring – control
- **MPES** – Multi Power Extension System – performance
- **PROLINK** – Progressive Link – performance
- **FS** – Flow Sharing – performance
- **XP** – Extra Power – performance
- **UHSS** – Ultra High Strength Steel – strength
- **FWD** – Fewer Welds Design – strength
- **CQ** – Cast Quality – strength
- **RPS** – Rack and Pinion System – strength

						MPa	l/min	oil				
F120B.1.21	11,01	5,65	1,85	410°	17,7	33,5	30-40	90	1130	2360	780	2180
F120B.1.22	10,70	7,70	3,80	410°	17,7	33,5	30-40	90	1240	2360	780	2180
F120B.1.23	10,30	9,80	5,85	410°	17,7	33,5	30-40	90	1345	2360	780	2180
F120B.1.23 L102	10,30	16,55	9,45	410°	17,7	33,5	30-40	90	1725	2400	900	2505
F120B.1.24	10,09	11,95	7,90	410°	17,7	33,5	30-40	90	1440	2360	780	2180
F120B.1.24 L102	10,09	18,55	11,50	410°	17,7	33,5	30-40	90	1835	2380	900	2485
F120B.1.25	9,79	14,05	9,95	410°	17,7	33,5	30-40	90	1530	2360	870	2180
F120B.1.25 L061	9,79	17,15	11,15	410°	17,7	33,5	30-40	90	1745	2360	1010	2510
F120BC.1.22	10,81	6,35	2,95	410°	17,7	33,5	30-40	90	1215	2360	780	2180
F120BC.1.23	10,50	8,50	5,00	410°	17,7	33,5	30-40	90	1320	2360	780	2180
F120BC.1.24	10,30	10,60	7,05	410°	17,7	33,5	30-40	90	1415	2360	780	2180

F120B.1.21



MAX. 4410	2900 3,75	1970 5,60

F120B.1.22



MAX. 4285	2770 3,85	1850 5,65	1370 7,65

F120B.1.23



MAX. 4175	2645 3,90	1745 5,75	1270 7,70	995 9,75	775 11,90	600 14,00	495 16,00

455 12,85	255 14,65	165 16,45	110 18,30

F120B.1.24



MAX. 4060	2525 4,00	1645 5,85	1175 7,80	900 9,85	735 11,90	575 14,00	470 16,00

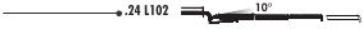

260 14,90	190 16,70	120 18,50	75 20,35

F120B.1.25

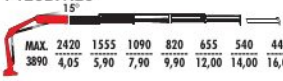

MAX. 3890	2420 4,05	1555 5,90	1090 7,90	820 9,90	655 12,00	540 14,00	440 16,00

320 15,90	265 17,10	170 18,35

C VERSION

F120BC.1.22



MAX. 4360	3215 3,35	2475 4,35	1710 6,30

F120BC.1.23



MAX. 4270	3080 3,40	2360 4,40	1610 6,35	1210 8,40	920 10,55	670 12,65	480 14,65

F120BC.1.24

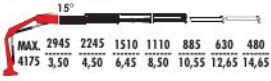

MAX. 4175	2945 3,50	2245 4,50	1510 6,45	1110 8,50	885 10,55	630 12,65	480 14,65

F120B.2 e-dynamic

CERTIFIED DYNAMIC PERFORMANCE

LIGHT - DUTY CRANES

e-dynamic standard package

- D850 — Digital Multifunction Distributor Bank — control
- RCH/RCS — Radio Remote Control — control
- FX500 — Fassi Electronic Control — control
- FSC — Fassi Stability Control — control
- MOL — Manual Outriggers Lock — control
- CPM — Crane Position Monitoring — control
- MPES — Multi Power Extension System — performance
- PROLINK — Progressive Link — performance
- FS — Flow Sharing — performance
- XP — Extra Power — performance
- UHSS — Ultra High Strength Steel — strength
- FWD — Fewer Welds Design — strength
- CQ — Cast Quality — strength
- RPS — Rack and Pinion System — strength

						MPa	l/min	oil				
F120B.2.21	11,10	5,70	1,85	410°	17,7	34,0	30-40	90	1150	2340	780	2185
F120B.2.22	10,90	7,75	3,80	410°	17,7	34,0	30-40	90	1260	2340	780	2185
F120B.2.23	10,50	9,85	5,85	410°	17,7	34,0	30-40	90	1365	2340	780	2185
F120B.2.23 L102	10,50	16,55	9,45	410°	17,7	34,0	30-40	90	1745	2340	900	2555
F120B.2.24	10,30	12,00	7,90	410°	17,7	34,0	30-40	90	1460	2340	780	2185
F120B.2.24 L102	10,30	18,60	11,50	410°	17,7	34,0	30-40	90	1855	2340	900	2535
F120B.2.25	10,00	14,10	9,95	410°	17,7	34,0	30-40	90	1550	2340	870	2185
F120B.2.25 L061	10,00	17,15	11,15	410°	17,7	34,0	30-40	90	1765	2340	1010	2550
F120BC.2.22	10,91	6,40	2,95	410°	17,7	34,0	30-40	90	1235	2340	780	2185
F120BC.2.23	10,70	8,50	5,00	410°	17,7	34,0	30-40	90	1340	2340	780	2185
F120BC.2.24	10,60	10,65	7,05	410°	17,7	34,0	30-40	90	1435	2340	780	2185

F120B.2.21

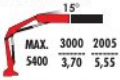

F120B.2.22



F120B.2.23



F120B.2.24



F120B.2.25

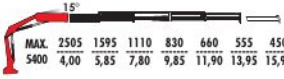

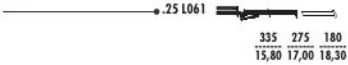

C VERSION

F120BC.2.22



F120BC.2.23

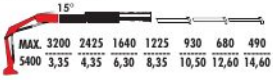

F120BC.2.24

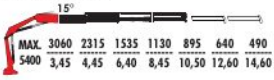

F125A.1 xe-dynamic

LIGHT - DUTY CRANES

xe-dynamic standard package

- **ADC** – Automatic Dynamic Control – control
- **D850** – Digital Multifunction Distributor Bank – control
- **RCH/RCS** – Radio Remote Control – control
- **FX500** – Fassi Electronic Control – control
- **FSC** – Fassi Stability Control – control
- **MOL** – Manual Outriggers Lock – control
- **CPM** – Crane Position Monitoring – control
- **MPES** – Multi Power Extension System – performance
- **PROLINK** – Progressive Link – performance
- **FS** – Flow Sharing – performance
- **XP** – Extra Power – performance
- **UHSS** – Ultra High Strength Steel – strength
- **FWD** – Fewer Welds Design – strength
- **CQ** – Cast Quality – strength
- **RPS** – Rack and Pinion System – strength

						MPa	l/min	oil				
F125A.1.21	11,42	5,65	1,85	410°	17,7	34,5	30-40	90	1130	2360	780	2180
F125A.1.22	11,01	7,70	3,80	410°	17,7	34,5	30-40	90	1240	2360	780	2180
F125A.1.23	10,70	9,80	5,85	410°	17,7	34,5	30-40	90	1345	2360	780	2180
F125A.1.23 L102	10,70	16,55	9,45	410°	17,7	34,5	30-40	90	1725	2400	900	2505
F125A.1.24	10,50	11,95	7,90	410°	17,7	34,5	30-40	90	1440	2360	780	2180
F125A.1.24 L102	10,50	18,55	11,50	410°	17,7	34,5	30-40	90	1835	2380	900	2485
F125A.1.25	10,19	14,05	9,95	410°	17,7	34,5	30-40	90	1530	2360	870	2180
F125A.1.25 L061	10,19	17,15	11,15	410°	17,7	34,5	30-40	90	1745	2360	1010	2510
F125AC.1.22	11,21	6,35	2,95	410°	17,7	34,5	30-40	90	1215	2360	780	2180
F125AC.1.23	10,81	8,50	5,00	410°	17,7	34,5	30-40	90	1320	2360	780	2180
F125AC.1.24	10,70	10,60	7,05	410°	17,7	34,5	30-40	90	1415	2360	780	2180

F125A.1.21

MAX. 4560	3005	2035
	3,75	5,60

F125A.1.22



MAX. 4440	2870	1920	1425
	3,85	5,65	7,65

F125A.1.23



MAX. 4325	2740	1815	1320	1035	805	620	500
	3,90	5,75	7,70	9,75	11,90	14,00	16,00

480	255	165	110
12,85	14,65	16,45	18,30

F125A.1.24



MAX. 4215	2620	1710	1225	940	770	600	480
	4,00	5,85	7,80	9,85	11,90	14,00	16,00

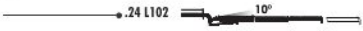

285	190	120	75
14,90	16,70	18,50	20,35

F125A.1.25



MAX. 4045	2515	1625	1140	860	690	565	460
	4,05	5,90	7,90	9,90	12,00	14,00	16,00

340	285	185
15,90	17,10	18,35

C VERSION

F125AC.1.22



MAX. 4515	3330	2565	1775
	3,35	4,35	6,30

F125AC.1.23

MAX. 4420	3190	2445	1670	1255	940	690	490
	3,40	4,40	6,35	8,40	10,55	12,65	14,65

F125AC.1.24



MAX. 4330	3055	2330	1570	1160	925	650	490
	3,50	4,50	6,45	8,50	10,55	12,65	14,65

F125A.2 xe-dynamic

LIGHT - DUTY CRANES

xe-dynamic standard package

ADC Automatic Dynamic Control	control	D850 Digital Multifunction Distributor Bank	control	RCH/RCS Radio Remote Control	control
FX500 Fassi Electronic Control	control	FSC Fassi Stability Control	control	MOL Manual Outriggers Lock	control
CPM Crane Position Monitoring	control	MPES Multi Power Extension System	performance	PROLINK Progressive Link	performance
FS Flow Sharing	performance	XP Extra Power	performance	UHSS Ultra High Strength Steel	strength
FWD Fewer Welds Design	strength	CQ Cast Quality	strength	RPS Rack and Pinion System	strength

						MPa	l/min	oil				
F125A.2.21	11,52	5,70	1,85	410°	17,7	35,0	30-40	90	1150	2340	780	2185
F125A.2.22	11,21	7,75	3,80	410°	17,7	35,0	30-40	90	1260	2340	780	2185
F125A.2.23	10,91	9,85	5,85	410°	17,7	35,0	30-40	90	1365	2340	780	2185
F125A.2.23 L102	10,91	16,55	9,45	410°	17,7	35,0	30-40	90	1745	2340	900	2555
F125A.2.24	10,70	12,00	7,90	410°	17,7	35,0	30-40	90	1460	2340	780	2185
F125A.2.24 L102	10,70	18,60	11,50	410°	17,7	35,0	30-40	90	1855	2340	900	2535
F125A.2.25	10,40	14,10	9,95	410°	17,7	35,0	30-40	90	1550	2340	870	2185
F125A.2.25 L061	10,40	17,15	11,15	410°	17,7	35,0	30-40	90	1765	2340	1010	2550
F125AC.2.22	11,31	6,40	2,95	410°	17,7	35,0	30-40	90	1235	2340	780	2185
F125AC.2.23	11,11	8,50	5,00	410°	17,7	35,0	30-40	90	1340	2340	780	2185
F125AC.2.24	10,91	10,65	7,05	410°	17,7	35,0	30-40	90	1435	2340	780	2185

F125A.2.21



MAX. 5400	3100 / 3,70	2075 / 5,55

F125A.2.22



MAX. 5400	2960 / 3,80	1960 / 5,60	1440 / 7,60

F125A.2.23



MAX. 5400	2830 / 3,85	1850 / 5,70	1340 / 7,65	1045 / 9,70	810 / 11,85	620 / 13,95	500 / 15,95

500 / 12,80	255 / 14,60	165 / 16,40	110 / 18,25

F125A.2.24

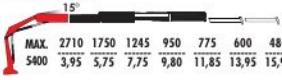

MAX. 5400	2710 / 3,95	1750 / 5,75	1245 / 7,75	950 / 9,80	775 / 11,85	600 / 13,95	480 / 15,95

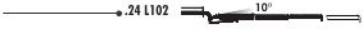

300 / 14,80	190 / 16,60	120 / 18,40	75 / 20,30

F125A.2.25

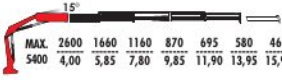

MAX. 5400	2600 / 4,00	1660 / 5,85	1160 / 7,80	870 / 9,85	695 / 11,90	580 / 13,95	460 / 15,95

355 / 15,80	295 / 17,00	190 / 18,30

C VERSION

F125AC.2.22



MAX. 5400	3455 / 3,25	2635 / 4,25	1805 / 6,25

F125AC.2.23

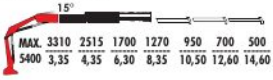

MAX. 5400	3310 / 3,35	2515 / 4,35	1700 / 6,30	1270 / 8,35	950 / 10,50	700 / 12,60	500 / 14,60

F125AC.2.24

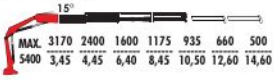

MAX. 5400	3170 / 3,45	2400 / 4,45	1600 / 6,40	1175 / 8,45	935 / 10,50	660 / 12,60	500 / 14,60

F130A.0 e-active

CERTIFIED DYNAMIC PERFORMANCE

LIGHT - DUTY CRANES

e-active standard package

- **D850** Digital Multifunction Distributor Bank — control
- **RCH/RCS** Radio Remote Control — control
- **FX500** Fassi Electronic Control — control
- **FSC** Fassi Stability Control — control
- **MOL** Manual Outriggers Lock — control
- **CPM** Crane Position Monitoring — control
- **MPES** Multi Power Extension System — performance
- **FS** Flow Sharing — performance
- **XP** Extra Power — performance
- **UHSS** Ultra High Strength Steel — strength
- **FWD** Fewer Welds Design — strength
- **CQ** Cast Quality — strength
- **RPS** Rack and Pinion System — strength

						MPa	l/min	oil				
F130A.0.21	12,74	6,25	1,95	390°	17,6	33,0	30	90	1390	2305	805	2205
F130A.0.22	12,23	8,10	3,70	390°	17,6	33,0	30	90	1520	2305	805	2205
F130A.0.22 L102	12,23	14,50	7,30	390°	17,6	33,0	30	90	1835	2450	920	2205
F130A.0.23	11,93	10,15	5,70	390°	17,6	33,0	30	90	1640	2305	805	2205
F130A.0.23 L102	11,93	16,50	9,30	390°	17,6	33,0	30	90	1955	2450	920	2205
F130A.0.24	11,31	12,30	7,75	390°	17,6	33,0	30	90	1760	2370	805	2205
F130AC.0.22	11,42	6,30	2,85	390°	17,6	33,0	30	90	1450	2305	805	2205
F130AC.0.23	11,11	8,35	4,85	390°	17,6	33,0	30	90	1575	2305	805	2205
F130AC.0.24	11,01	10,50	6,95	390°	17,6	33,0	30	90	1720	2370	805	2205

F130A.0.21

MAX.	3085	2105	1475	1045	775	
5400	4,10	6,05	8,05	10,10	12,25	

F130A.0.22

MAX.	2915	2020	1485	1040	770	600
5400	4,20	6,00	7,90	9,95	12,10	14,20

795	595	405	285
10,70	12,50	14,30	16,15

F130A.0.23



MAX.	2765	1880	1400	1065	770	600	285
5400	4,25	6,05	7,95	9,95	12,10	14,15	16,15

530	450	300	210
12,60	14,40	16,20	18,05

F130A.0.24



MAX.	2620	1750	1275	990	790	580	280
5400	4,30	6,10	8,00	9,95	12,05	14,10	16,10

C VERSION

F130AC.0.22

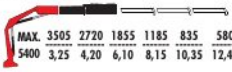

MAX.	3505	2720	1855	1185	835	580
5400	3,25	4,20	6,10	8,15	10,35	12,40

F130AC.0.23

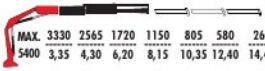

MAX.	3330	2565	1720	1150	805	580	260
5400	3,35	4,30	6,20	8,15	10,35	12,40	14,40

F130AC.0.24

MAX.	3225	2470	1600	1045	765	560	260
5385	3,40	4,35	6,25	8,25	10,35	12,40	14,40

F135A.0 active / e-active

CERTIFIED DYNAMIC PERFORMANCE

MEDIUM - DUTY CRANES

active / e-active standard package

- *D850 — Digital Multifunction Distributor Bank — control
- *RCH/RCS — Radio Remote Control — control
- FX500 — Fassi Electronic Control — control
- FSC — Fassi Stability Control — control
- MOL — Manual Outriggers Lock — control
- CPM — Crane Position Monitoring — control
- MPES — Multi Power Extension System — performance
- *FS — Flow Sharing — performance
- UHSS — Ultra High Strength Steel — strength
- FWD — Fewer Welds Design — strength
- CQ — Cast Quality — strength
- RPS — Rack and Pinion System — strength

						MPa	l/min	oil				
F135A.0.21	13,05	6,35	1,80	390°	21,5	28,5	40	90	1640	2390	824	2205
F135A.0.22	12,23	8,30	3,70	390°	21,5	28,5	40	90	1780	2390	827	2205
F135A.0.22 L102	12,23	14,85	7,30	390°	21,5	28,5	40	90	2100	2480	960	2205
F135A.0.23	11,72	10,40	5,70	390°	21,5	28,5	40	90	1910	2390	827	2205
F135A.0.23 L102	11,72	16,85	9,25	390°	21,5	28,5	40	90	2230	2480	960	2205
F135A.0.24	11,31	12,55	7,80	390°	21,5	28,5	40	90	2030	2435	827	2205
F135A.0.25	11,11	14,70	9,85	390°	21,5	28,5	40	90	2170	2440	963	2205
F135AC.0.22	12,44	6,60	2,85	390°	21,5	28,5	40	90	1730	2400	827	2205
F135AC.0.23	12,03	8,65	4,85	390°	21,5	28,5	40	90	1880	2400	827	2205
F135AC.0.23 L102	12,03	15,15	8,40	390°	21,5	28,5	40	90	2200	2480	960	2205
F135AC.0.24	11,72	10,85	6,90	390°	21,5	28,5	40	90	1990	2445	827	2205
F135AC.0.25	11,52	13,00	9,00	390°	21,5	28,5	40	90	2120	2450	963	2205

** available only for **e-active** standard package*

F135A.0.21



MAX.	2970	2110	1370	950	685
5730	4,40	6,20	8,15	10,25	12,40

F135A.0.22



MAX.	2845	1970	1490	1115	855	670
5580	4,30	6,10	8,00	10,10	12,20	14,50

790	520	350	250
10,90	12,70	14,50	16,35

F135A.0.23

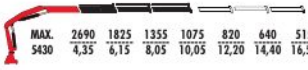

MAX.	2690	1825	1355	1075	820	640	515
5430	4,35	6,15	8,05	10,05	12,20	14,40	16,55

520	445	350	250
12,85	14,65	16,45	18,35

F135A.0.24

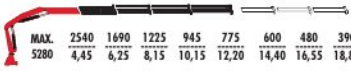

MAX.	2540	1690	1225	945	775	600	480	390
5280	4,45	6,25	8,15	10,15	12,20	14,40	16,55	18,80

F135A.0.25

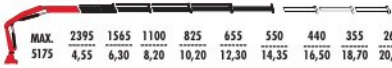

MAX.	2395	1565	1100	825	655	550	440	355	260
5175	4,55	6,30	8,20	10,20	12,30	14,35	16,50	18,70	20,85

C VERSION

F135AC.0.22

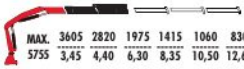

MAX.	3605	2820	1975	1415	1060	830
5755	3,45	4,40	6,30	8,35	10,50	12,65

F135AC.0.23

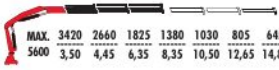

MAX.	3420	2660	1825	1380	1030	805	645
5600	3,50	4,45	6,35	8,35	10,50	12,65	14,80

725	520	350	250
11,15	13,00	14,75	16,65

F135AC.0.24

MAX.	3250	2510	1690	1250	990	770	615	460
5460	3,60	4,55	6,45	8,45	10,50	12,65	14,80	17,00

F135AC.0.25



MAX.	3100	2380	1575	1140	880	725	580	460	260
5345	3,70	4,60	6,50	8,50	10,60	12,65	14,80	17,00	19,15

F135A.2 dynamic / e-dynamic

CERTIFIED DYNAMIC PERFORMANCE

MEDIUM - DUTY CRANES

dynamic / e-dynamic standard package

- **S800 — Multifunction Distributor Bank — control
- *D850 — Digital Multifunction Distributor Bank — control
- *RCH/RCS — Radio Remote Control — control
- FX500 — Fassi Electronic Control — control
- FSC — Fassi Stability Control — control
- MOL — Manual Outriggers Lock — control
- CPM — Crane Position Monitoring — control
- MPES — Multi Power Extension System — performance
- PROLINK — Progressive Link — performance
- *FS — Flow Sharing — performance
- UHSS — Ultra High Strength Steel — strength
- FWD — Fewer Welds Design — strength
- CQ — Cast Quality — strength
- RPS — Rack and Pinion System — strength

						MPa	l/min	oil				
F135A.2.22	13,66	8,25	3,80	416°	21,5	27,5	40	90	1860	2455	880	2365
F135A.2.23	13,05	10,35	5,85	416°	21,5	27,5	40	90	2020	2455	945	2365
F135A.2.23 L152	13,05	16,50	9,35	416°	21,5	27,5	40	90	2540	2455	1100	2640
F135A.2.23 L153	13,05	18,50	11,30	416°	21,5	27,5	40	90	2590	2455	1100	2640
F135A.2.23 L154	13,05	20,40	13,10	416°	21,5	27,5	40	90	2670	2455	1100	2640
F135A.2.24	12,54	12,55	7,80	416°	21,5	27,5	40	90	2200	2455	945	2365
F135A.2.24 L152	12,54	18,65	11,50	416°	21,5	27,5	40	90	2720	2455	1100	2660
F135A.2.24 L153	12,54	20,70	13,40	416°	21,5	27,5	40	90	2790	2455	1100	2660
F135A.2.24 L154	12,54	22,55	15,25	416°	21,5	27,5	40	90	2850	2455	1100	2660
F135A.2.25	11,93	14,75	10,10	416°	21,5	27,5	40	90	2340	2455	945	2365
F135A.2.25 L102	11,93	21,40	13,95	416°	21,5	27,5	40	90	2700	2455	1100	2620
F135A.2.26	11,52	16,95	12,20	416°	21,5	27,5	40	90	2460	2465	945	2365
F135AC.2.23	13,46	9,05	5,30	416°	21,5	27,5	40	90	1970	2455	945	2365
F135AC.2.24	13,05	11,25	7,40	416°	21,5	27,5	40	90	2150	2455	945	2365
F135AC.2.24 L152	13,05	17,35	10,95	416°	21,5	27,5	40	90	2670	2455	1100	2660
F135AC.2.24 L153	13,05	19,40	12,85	416°	21,5	27,5	40	90	2740	2455	1100	2660
F135AC.2.24 L154	13,05	21,25	14,70	416°	21,5	27,5	40	90	2800	2455	1100	2660
F135AC.2.25	12,54	13,45	9,55	416°	21,5	27,5	40	90	2290	2455	945	2365
F135AC.2.26	12,23	15,65	11,65	416°	21,5	27,5	40	90	2410	2465	945	2365

** *available only for **dynamic** standard package* * *available only for **e-dynamic** standard package*

F135A.2.22

15°

MAX.			
4650	3075	2120	1600
	4,45	6,25	8,25

F135A.2.23

15°

MAX.						
4450	2900	1960	1440	1140	865	675	520
	4,50	6,35	8,30	10,35	12,55	14,75	16,95

.23 L152 — 10°

530	455	395	315	255	200
13,00	14,75	16,55	18,55	20,60	22,65

.23 L153 — 10°

465	390	335	295	240	195
13,10	14,80	16,65	18,55	20,65	22,70

.23 L154 — 10°

410	335	275	240	215	170
13,20	14,90	16,70	18,65	20,45	22,50

F135A.2.24

15°

MAX.							
4200	2730	1800	1290	985	805	620	480	375
	4,60	6,45	8,40	10,45	12,55	14,75	16,95	19,15

.24 L152 — 10°

265	225	195	130	90	60
15,15	16,85	18,65	20,65	22,75	24,80

.24 L153 — 10°

200	160	135	115	80	50
15,20	16,95	18,75	20,70	22,75	24,80

.24 L154 — 10°

145	105	75	60	50	25
15,30	17,00	18,85	20,75	22,55	24,60

F135A.2.25

15°

MAX.								
4000	2570	1655	1145	845	660	550	425	325	220
	4,65	6,50	8,45	10,50	12,65	14,75	16,95	19,15	21,30

.25 L102 — 10°

140	115	105	75
17,55	19,35	21,15	23,00

F135A.2.26

15°

MAX.									
3800	2435	1530	1025	725	540	435	365	275	220
	4,75	6,60	8,55	10,60	12,70	14,85	16,95	19,15	21,30

C VERSION

F135AC.2.23

15°

MAX.							
5900	3575	2585	1810	1385	1045	810	640
	3,75	5,05	7,00	9,05	11,25	13,45	15,65

F135AC.2.24

15°

MAX.								
5750	3390	2425	1655	1230	980	760	595	480
	3,85	5,15	7,10	9,15	11,25	13,45	15,65	17,85

.24 L152 — 10°

405	345	305	230	180	140
13,85	15,55	17,35	19,35	21,45	23,50

.24 L153 — 10°

345	285	240	210	165	130
13,90	15,65	17,45	19,40	21,45	23,50

.24 L154 — 10°

290	230	185	155	140	105
14,00	15,70	17,55	19,45	21,25	23,30

F135AC.2.25

15°

MAX.									
5600	3220	2270	1510	1090	840	690	540	430	220
	3,90	5,20	7,15	9,20	11,35	13,45	15,65	17,85	20,00

F135AC.2.26

15°

MAX.									
5450	3065	2135	1385	970	720	575	485	380	220
	4,00	5,30	7,25	9,30	11,40	13,55	15,65	17,85	20,00

F150A.2 e-dynamic

CERTIFIED DYNAMIC PERFORMANCE

MEDIUM - DUTY CRANES

e-dynamic standard package

D850 Digital Multifunction Distributor Bank — control	**RCH/RCS** Radio Remote Control — control	**FX500** Fassi Electronic Control — control	**FSC** Fassi Stability Control — control	**MOL** Manual Outriggers Lock — control	**CPM** Crane Position Monitoring — control
MPES Multi Power Extension System — performance	**PROLINK** Progressive Link — performance	**FS** Flow Sharing — performance	**XP** Extra Power — performance		
UHSS Ultra High Strength Steel — strength	**FWD** Fewer Welds Design — strength	**CQ** Cast Quality — strength	**RPS** Rack and Pinion System — strength		

						MPa	l/min	oil				
F150A.2.22	14,27	8,15	3,80	416°	21,50	34,0	50	90	1925	2495	845	2275
F150A.2.23	13,86	10,30	5,85	416°	21,50	34,0	50	90	2025	2495	845	2275
F150A.2.24	13,35	12,50	8,00	416°	21,50	34,0	50	90	2175	2495	845	2275
F150A.2.25	12,95	14,70	10,10	416°	21,50	34,0	50	90	2275	2495	940	2275
F150AC.2.22	14,37	6,40	2,80	416°	21,50	34,0	50	90	1875	2495	835	2275
F150AC.2.23	14,17	8,55	4,90	416°	21,50	34,0	50	90	1975	2495	835	2275
F150AC.2.24	13,86	10,75	7,00	416°	21,50	34,0	50	90	2125	2495	845	2275
F150AC.2.25	13,66	12,95	9,10	416°	21,50	34,0	50	90	2225	2495	940	2275

F150A.2.22



MAX.	3280	2250	1700	1280	1000
5415	4,35	6,20	8,15	10,30	12,50

F150A.2.23

MAX.	3115	2115	1565	1240	970	750
5255	4,45	6,30	8,25	10,30	12,50	14,70

F150A.2.24



MAX.	2970	1990	1450	1130	925	715	570
5100	4,50	6,40	8,35	10,40	12,50	14,70	16,90

F150A.2.25



MAX.	2820	1865	1330	1015	810	660	520	435
4950	4,60	6,45	8,40	10,45	12,60	14,70	16,90	18,95

C VERSION

F150AC.2.22

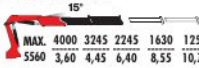

MAX.	4000	3245	2245	1630	1250
5560	3,60	4,45	6,40	8,55	10,75

F150AC.2.23

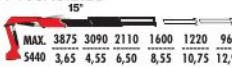

MAX.	3875	3090	2110	1600	1220	965
5440	3,65	4,55	6,50	8,55	10,75	12,95

F150AC.2.24

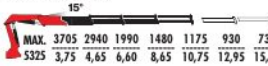

MAX.	3705	2940	1990	1480	1175	930	735
5325	3,75	4,65	6,60	8,65	10,75	12,95	15,15

F150AC.2.25



MAX.	3540	2800	1865	1360	1060	875	690	570
5200	3,85	4,70	6,65	8,70	10,85	12,95	15,15	17,20

F155A.0 active / e-active

CERTIFIED DYNAMIC PERFORMANCE

MEDIUM - DUTY CRANES

active / e-active standard package

- *D850 — Digital Multifunction Distributor Bank — control
- *RCH/RCS — Radio Remote Control — control
- FX500 — Fassi Electronic Control — control
- FSC — Fassi Stability Control — control
- MOL — Manual Outriggers Lock — control
- CPM — Crane Position Monitoring — control
- MPES — Multi Power Extension System — performance
- *FS — Flow Sharing — performance
- UHSS — Ultra High Strength Steel — strength
- FWD — Fewer Welds Design — strength
- CQ — Cast Quality — strength
- RPS — Rack and Pinion System — strength

					kNm	MPa	l/min	oil				
F155A.0.21	14,48	6,35	1,80	390°	21,5	29,0	40	90	1680	2390	824	2205
F155A.0.22	13,56	8,30	3,70	390°	21,5	29,0	40	90	1820	2390	827	2205
F155A.0.22 L102	13,56	14,85	7,30	390°	21,5	29,0	40	90	2140	2480	960	2205
F155A.0.23	13,05	10,40	5,70	390°	21,5	29,0	40	90	1960	2390	827	2205
F155A.0.23 L102	13,05	16,85	9,25	390°	21,5	29,0	40	90	2280	2480	960	2205
F155A.0.24	12,64	12,55	7,80	390°	21,5	29,0	40	90	2080	2435	827	2205
F155A.0.24 L102	12,64	18,90	11,35	390°	21,5	29,0	40	90	2400	2477	960	2205
F155A.0.25	12,33	14,70	9,85	390°	21,5	29,0	40	90	2175	2440	963	2205
F155AC.0.22	13,76	6,60	2,85	390°	21,5	29,0	40	90	1765	2400	827	2205
F155AC.0.23	13,25	8,65	4,85	390°	21,5	29,0	40	90	1905	2400	827	2205
F155AC.0.23 L102	13,25	15,15	8,40	390°	21,5	29,0	40	90	2225	2480	960	2205
F155AC.0.24	13,05	10,85	6,90	390°	21,5	29,0	40	90	2030	2445	827	2205
F155AC.0.25	12,74	13,00	9,00	390°	21,5	29,0	40	90	2120	2450	963	2205

** available only for **e-active** standard package*

F155A.0.21



MAX.	3280	2335	1500	1050	765
6310	4,40	6,20	8,15	10,25	12,40

F155A.0.22



MAX.	3150	2190	1660	1255	970	765
6160	4,30	6,10	8,00	10,10	12,20	14,40

915	535	360	260
10,90	12,70	14,50	16,35

F155A.0.23

MAX.	2990	2045	1520	1210	935	735	590
6000	4,35	6,15	8,05	10,05	12,20	14,40	16,55

625	535	360	260
12,85	14,65	16,45	18,35

F155A.0.24



MAX.	2835	1905	1390	1080	885	695	560	445
5865	4,45	6,25	8,15	10,15	12,20	14,40	16,55	18,80

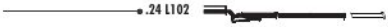

400	345	305	230
14,95	16,75	18,55	20,40

F155A.0.25

MAX.	2685	1775	1265	960	765	650	520	420	260
5750	4,55	6,30	8,20	10,20	12,30	14,35	16,50	18,70	20,85

C VERSION

F155AC.0.22



MAX.	3980	3120	2190	1550	1190	900
6345	3,45	4,40	6,30	8,35	10,50	12,65

F155AC.0.23

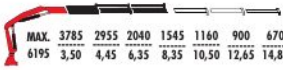

MAX.	3785	2955	2040	1545	1160	900	670
6195	3,50	4,45	6,35	8,35	10,50	12,65	14,80

850	535	360	260
11,20	13,00	14,75	16,65

F155AC.0.24



MAX.	3615	2800	1900	1410	1120	870	660	460
6060	3,60	4,55	6,45	8,45	10,50	12,65	14,80	17,00

F155AC.0.25

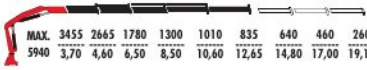

MAX.	3455	2665	1780	1300	1010	835	640	460	260
5940	3,70	4,60	6,50	8,50	10,60	12,65	14,80	17,00	19,15

F155A.2 dynamic / e-dynamic

CERTIFIED DYNAMIC PERFORMANCE

MEDIUM - DUTY CRANES

dynamic / e-dynamic standard package

- **S800 — Multifunction Distributor Bank — control
- *D850 — Digital Multifunction Distributor Bank — control
- *RCH/RCS — Radio Remote Control — control
- FX500 — Fassi Electronic Control — control
- FSC — Fassi Stability Control — control
- MOL — Manual Outriggers Lock — control
- CPM — Crane Position Monitoring — control
- MPES — Multi Power Extension System — performance
- PROLINK — Progressive Link — performance
- *FS — Flow Sharing — performance
- UHSS — Ultra High Strength Steel — strength
- FWD — Fewer Welds Design — strength
- CQ — Cast Quality — strength
- RPS — Rack and Pinion System — strength

						MPa	l/min	oil				
F155A.2.22	14,88	8,25	3,80	416°	21,5	30,0	40	90	1860	2455	880	2365
F155A.2.23	14,27	10,35	5,85	416°	21,5	30,0	40	90	2020	2455	945	2365
F155A.2.23 L152	14,27	16,50	9,35	416°	21,5	30,0	40	90	2540	2455	1100	2640
F155A.2.23 L153	14,27	18,50	11,30	416°	21,5	30,0	40	90	2590	2455	1100	2640
F155A.2.23 L154	14,27	20,40	13,10	416°	21,5	30,0	40	90	2670	2455	1100	2640
F155A.2.24	13,76	12,55	8,00	416°	21,5	30,0	40	90	2200	2455	945	2365
F155A.2.24 L152	13,76	18,65	11,50	416°	21,5	30,0	40	90	2720	2455	1100	2660
F155A.2.24 L153	13,76	20,65	13,40	416°	21,5	30,0	40	90	2790	2455	1100	2660
F155A.2.24 L154	13,76	22,55	15,25	416°	21,5	30,0	40	90	2850	2455	1100	2660
F155A.2.25	13,46	14,75	10,00	416°	21,5	30,0	40	90	2340	2455	945	2365
F155A.2.25 L102	13,46	21,40	13,95	416°	21,5	30,0	40	90	2700	2455	1100	2620
F155A.2.26	13,05	16,95	12,20	416°	21,5	30,0	40	90	2460	2465	945	2365
F155AC.2.23	14,27	9,05	5,30	416°	21,5	30,0	40	90	1970	2435	945	2365
F155AC.2.24	13,97	11,25	7,40	416°	21,5	30,0	40	90	2150	2445	945	2365
F155AC.2.24 L152	13,97	17,35	10,95	416°	21,5	30,0	40	90	2670	2455	1100	2660
F155AC.2.24 L153	13,97	19,40	12,85	416°	21,5	30,0	40	90	2740	2455	1100	2660
F155AC.2.24 L154	13,97	21,25	14,70	416°	21,5	30,0	40	90	2800	2455	1100	2660
F155AC.2.25	13,46	13,45	9,55	416°	21,5	30,0	40	90	2290	2455	945	2365
F155AC.2.26	13,15	15,65	11,65	416°	21,5	30,0	40	90	2410	2465	945	2365

** *available only for **dynamic** standard package* * *available only for **e-dynamic** standard package*

F155A.2.22

15°

MAX. 5000	3350 / 4,45	2315 / 6,25	1750 / 8,25

F155A.2.23

15°

MAX. 4800	3170 / 4,50	2150 / 6,35	1590 / 8,30	1260 / 10,35	950 / 12,55	750 / 14,75	595 / 16,95

.23 L152 — 10°

650 / 13,00	560 / 14,75	485 / 16,55	385 / 18,55	320 / 20,60	220 / 22,65

.23 L153 — 10°

585 / 13,10	495 / 14,80	425 / 16,65	370 / 18,55	300 / 20,65	220 / 22,70

.23 L154 — 10°

530 / 13,20	440 / 14,90	370 / 16,70	310 / 18,65	275 / 20,45	220 / 22,50

F155A.2.24

15°

MAX. 4550	3000 / 4,60	2000 / 6,45	1435 / 8,40	1105 / 10,45	905 / 12,55	700 / 14,75	560 / 16,95	445 / 19,15

.24 L152 — 10°

370 / 15,15	315 / 16,85	275 / 18,65	200 / 20,65	150 / 22,75	100 / 24,80

.24 L153 — 10°

305 / 15,20	250 / 16,95	210 / 18,75	185 / 20,70	140 / 22,75	100 / 24,80

.24 L154 — 10°

250 / 15,30	200 / 17,00	155 / 18,85	125 / 20,75	110 / 22,55	80 / 24,60

F155A.2.25

15°

MAX. 4350	2890 / 4,65	1890 / 6,50	1330 / 8,45	995 / 10,50	785 / 12,65	655 / 14,75	500 / 16,95	395 / 19,15	265 / 21,30

.25 L102 — 10°

215 / 17,55	180 / 19,35	160 / 21,15	125 / 23,00

F155A.2.26

15°

MAX. 4150	2755 / 4,75	1765 / 6,60	1210 / 8,55	875 / 10,60	665 / 12,70	535 / 14,85	450 / 16,95	340 / 19,15	265 / 21,30

C VERSION

F155AC.2.23

15°

MAX. 6250	3815 / 3,75	2765 / 5,05	1940 / 7,00	1485 / 9,05	1125 / 11,25	880 / 13,45	690 / 15,65

F155AC.2.24

15°

MAX. 6125	3625 / 3,85	2600 / 5,15	1785 / 7,10	1335 / 9,15	1065 / 11,25	830 / 13,45	650 / 15,65	500 / 17,85

.24 L152 — 10°

520 / 13,85	450 / 15,55	395 / 17,35	310 / 19,35	250 / 21,45	160 / 23,50

.24 L153 — 10°

455 / 13,90	385 / 15,65	330 / 17,45	290 / 19,40	200 / 21,45	160 / 23,50

.24 L154 — 10°

400 / 14,00	330 / 15,70	275 / 17,55	235 / 19,45	210 / 21,25	140 / 23,30

F155AC.2.25

15°

MAX. 5970	3450 / 3,90	2445 / 5,20	1635 / 7,15	1190 / 9,20	920 / 11,35	760 / 13,45	600 / 15,65	480 / 17,85	300 / 20,00

F155AC.2.26

15°

MAX. 5850	3300 / 4,00	2310 / 5,30	1515 / 7,25	1070 / 9,30	800 / 11,40	640 / 13,55	545 / 15,65	430 / 17,85	300 / 20,00

F160A.2 xe-dynamic

MEDIUM - DUTY CRANES

xe-dynamic standard package

- **ADC** – Automatic Dynamic Control – control
- **D850** – Digital Multifunction Distributor Bank – control
- **RCH/RCS** – Radio Remote Control – control
- **FX500** – Fassi Electronic Control – control
- **FSC** – Fassi Stability Control – control
- **MOL** – Manual Outriggers Lock – control
- **CPM** – Crane Position Monitoring – control
- **MPES** – Multi Power Extension System – performance
- **PROLINK** – Progressive Link – performance
- **FS** – Flow Sharing – performance
- **XP** – Extra Power – performance
- **UHSS** – Ultra High Strength Steel – strength
- **FWD** – Fewer Welds Design – strength
- **CQ** – Cast Quality – strength
- **RPS** – Rack and Pinion System – strength

						MPa	l/min	oil				
F160A.2.22	14,98	8,15	3,80	416°	21,50	35,0	50	90	1925	2495	845	2275
F160A.2.23	14,58	10,30	5,85	416°	21,50	35,0	50	90	2025	2495	845	2275
F160A.2.24	14,07	12,50	8,00	416°	21,50	35,0	50	90	2175	2495	845	2275
F160A.2.25	13,66	14,70	10,10	416°	21,50	35,0	50	90	2275	2495	940	2275
F160AC.2.22	15,09	6,40	2,80	416°	21,50	35,0	50	90	1875	2495	835	2275
F160AC.2.23	14,88	8,55	4,90	416°	21,50	35,0	50	90	1975	2495	835	2275
F160AC.2.24	14,68	10,75	7,00	416°	21,50	35,0	50	90	2125	2495	845	2275
F160AC.2.25	14,37	12,95	9,10	416°	21,50	35,0	50	90	2225	2495	940	2275

F160A.2.22



MAX.	3450	2365	1785	1355	1030
5700	4,35	6,20	8,15	10,30	12,50

F160A.2.23

MAX.	3280	2230	1655	1315	1000	780
5535	4,45	6,30	8,25	10,30	12,50	14,70

F160A.2.24

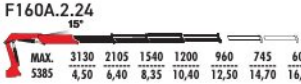

MAX.	3130	2105	1540	1200	960	745	600
5385	4,50	6,40	8,35	10,40	12,50	14,70	16,90

F160A.2.25

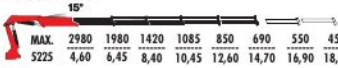

MAX.	2980	1980	1420	1085	850	690	550	455
5225	4,60	6,45	8,40	10,45	12,60	14,70	16,90	18,95

C VERSION

F160AC.2.22



MAX.	4260	3410	2360	1720	1315
5840	3,55	4,45	6,40	8,55	10,75

F160AC.2.23



MAX.	4075	3250	2225	1685	1290	1000
5720	3,65	4,55	6,50	8,55	10,75	12,95

F160AC.2.24



MAX.	3900	3100	2100	1565	1245	965	765
5600	3,75	4,65	6,60	8,65	10,75	12,95	15,15

F160AC.2.25



MAX.	3725	2950	1975	1450	1130	910	720	595
5475	3,85	4,70	6,65	8,70	10,85	12,95	15,15	17,20

F165A.0 e-active

CERTIFIED DYNAMIC PERFORMANCE

MEDIUM - DUTY CRANES

e-active standard package

- D850 — Digital Multifunction Distributor Bank — control
- RCH/RCS — Radio Remote Control — control
- FX500 — Fassi Electronic Control — control
- FSC — Fassi Stability Control — control
- MOL — Manual Outriggers Lock — control
- CPM — Crane Position Monitoring — control
- MPES — Multi Power Extension System — performance
- FS — Flow Sharing — performance
- XP — Extra Power — performance
- UHSS — Ultra High Strength Steel — strength
- FWD — Fewer Welds Design — strength
- CQ — Cast Quality — strength
- RPS — Rack and Pinion System — strength

						MPa	l/min	oil				
F165A.0.21	15,80	6,35	1,80	390°	21,5	31,0	40	90	1680	2390	824	2205
F165A.0.22	14,98	8,30	3,70	390°	21,5	31,0	40	90	1820	2390	827	2205
F165A.0.22 L102	14,98	14,85	7,30	390°	21,5	31,0	40	90	2140	2480	960	2205
F165A.0.23	14,37	10,40	5,70	390°	21,5	31,0	40	90	1960	2390	827	2205
F165A.0.23 L102	14,37	16,85	9,25	390°	21,5	31,0	40	90	2280	2480	960	2205
F165A.0.24	13,97	12,55	7,80	390°	21,5	31,0	40	90	2080	2435	827	2205
F165A.0.24 L102	13,97	18,90	11,35	390°	21,5	31,0	40	90	2400	2477	960	2205
F165A.0.25	13,66	14,70	9,85	390°	21,5	31,0	40	90	2175	2440	963	2205
F165AC.0.22	15,19	6,60	2,85	390°	21,5	31,0	40	90	1765	2400	827	2205
F165AC.0.23	14,68	8,65	4,85	390°	21,5	31,0	40	90	1905	2400	827	2205
F165AC.0.23 L102	14,68	15,15	8,40	390°	21,5	31,0	40	90	2225	2480	960	2205
F165AC.0.24	14,37	10,85	6,90	390°	21,5	31,0	40	90	2030	2445	827	2205
F165AC.0.25	14,17	13,00	9,00	390°	21,5	31,0	40	90	2120	2450	963	2205

F165A.0.21



MAX.	3600	2505	1605	1115	810
6200	4,40	6,20	8,15	10,25	12,40

F165A.0.22



MAX.	3475	2425	1840	1390	1065	825
6100	4,30	6,10	8,00	10,05	12,20	14,35

1050	580	395	285
10,90	12,70	14,50	16,35

F165A.0.23



MAX.	3310	2275	1700	1355	1040	805	645
5960	4,35	6,15	8,05	10,05	12,20	14,35	16,55

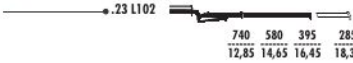

740	580	395	285
12,85	14,65	16,45	18,35

F165A.0.24



MAX.	3145	2135	1570	1225	1000	775	615	500
5865	4,45	6,25	8,15	10,15	12,20	14,35	16,50	18,75

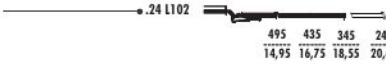

495	435	345	245
14,95	16,75	18,55	20,40

F165A.0.25



MAX.	2995	2000	1445	1100	885	725	575	465	290
5700	4,55	6,35	8,20	10,20	12,30	14,35	16,50	18,70	20,85

C VERSION

F165AC.0.22



MAX.	4380	3440	2415	1755	1330	1040
6975	3,45	4,40	6,30	8,35	10,50	12,65

F165AC.0.23

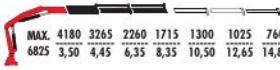

MAX.	4180	3265	2260	1715	1300	1025	760
6825	3,50	4,45	6,35	8,35	10,50	12,65	14,80



980	580	395	285
11,15	12,95	14,75	16,65

F165AC.0.24

MAX.	3995	3105	2120	1580	1260	995	740	510
6685	3,60	4,55	6,45	8,45	10,50	12,65	14,80	17,00

F165AC.0.25

MAX.	3830	2970	2000	1470	1145	950	730	510	290
6570	3,70	4,65	6,50	8,50	10,60	12,65	14,80	17,00	19,15

F165A.2 e-dynamic

CERTIFIED DYNAMIC PERFORMANCE

MEDIUM - DUTY CRANES

e-dynamic standard package

- D850 — Digital Multifunction Distributor Bank — control
- RCH/RCS — Radio Remote Control — control
- FX500 — Fassi Electronic Control — control
- FSC — Fassi Stability Control — control
- MOL — Manual Outriggers Lock — control
- CPM — Crane Position Monitoring — control
- MPES — Multi Power Extension System — performance
- PROLINK — Progressive Link — performance
- FS — Flow Sharing — performance
- XP — Extra Power — performance
- UHSS — Ultra High Strength Steel — strength
- FWD — Fewer Welds Design — strength
- CQ — Cast Quality — strength
- RPS — Rack and Pinion System — strength

						MPa	l/min	oil				
F165A.2.22	16,11	8,25	3,80	416°	21,5	32,0	40	90	1860	2455	880	2365
F165A.2.23	15,49	10,35	5,85	416°	21,5	32,0	40	90	2020	2455	945	2365
F165A.2.23 L152	15,49	16,50	9,35	416°	21,5	32,0	40	90	2540	2455	1100	2640
F165A.2.23 L153	15,49	18,50	11,30	416°	21,5	32,0	40	90	2590	2455	1100	2640
F165A.2.23 L154	15,49	20,40	13,10	416°	21,5	32,0	40	90	2670	2455	1100	2640
F165A.2.24	14,98	12,55	8,00	416°	21,5	32,0	40	90	2200	2455	945	2365
F165A.2.24 L152	14,98	18,65	11,50	416°	21,5	32,0	40	90	2720	2455	1100	2660
F165A.2.24 L153	14,98	20,65	13,40	416°	21,5	32,0	40	90	2790	2455	1100	2660
F165A.2.24 L154	14,98	22,55	15,25	416°	21,5	32,0	40	90	2850	2455	1100	2660
F165A.2.25	14,68	14,75	10,00	416°	21,5	32,0	40	90	2340	2455	945	2365
F165A.2.25 L102	14,68	21,40	13,95	416°	21,5	32,0	40	90	2700	2455	1100	2620
F165A.2.26	14,27	16,95	12,20	416°	21,5	32,0	40	90	2460	2465	945	2365
F165AC.2.23	15,49	9,05	5,30	416°	21,5	32,0	40	90	1970	2435	945	2365
F165AC.2.24	15,19	11,25	7,40	416°	21,5	32,0	40	90	2150	2445	945	2365
F165AC.2.24 L152	15,19	17,35	10,95	416°	21,5	32,0	40	90	2670	2455	1100	2660
F165AC.2.24 L153	15,19	19,40	12,85	416°	21,5	32,0	40	90	2740	2455	1100	2660
F165AC.2.24 L154	15,19	21,25	14,70	416°	21,5	32,0	40	90	2800	2455	1100	2660
F165AC.2.25	14,68	13,45	9,55	416°	21,5	32,0	40	90	2290	2455	945	2365
F165AC.2.26	14,37	15,65	11,65	416°	21,5	32,0	40	90	2410	2465	945	2365

F165A.2.22

15°

MAX.			
5400	3620	2510	1900
	4,45	6,25	8,25

F165A.2.23

15°

MAX.						
5200	3435	2345	1740	1380	1065	840	660
	4,50	6,35	8,30	10,35	12,55	14,75	16,95

.23 L152 — 10°

745	640	550	445	350	250
13,00	14,75	16,55	18,55	20,60	22,65

.23 L153 — 10°

680	575	485	425	330	250
13,10	14,80	16,65	18,55	20,65	22,70

.23 L154 — 10°

625	520	430	370	325	250
13,20	14,90	16,70	18,65	20,45	22,50

F165A.2.24

15°

MAX.								
4950	3260	2185	1585	1225	1000	790	620	500
	4,60	6,45	8,40	10,45	12,55	14,75	16,95	19,15

.24 L152 — 10°

430	370	330	250	200	150
15,15	16,85	18,65	20,65	22,75	24,80

.24 L153 — 10°

365	310	265	235	185	145
15,20	16,95	18,75	20,70	22,75	24,80

.24 L154 — 10°

325	260	210	175	155	120
15,30	17,00	18,85	20,75	22,55	24,60

F165A.2.25

15°

MAX.								
4750	3155	2080	1475	1110	885	730	550	435	320
	4,65	6,50	8,45	10,50	12,65	14,75	16,95	19,15	21,30

.25 L102 — 10°

275	235	210	160
17,55	19,35	21,15	23,00

F165A.2.26

15°

MAX.								
4550	3010	1950	1350	990	765	610	510	400	320
	4,75	6,60	8,55	10,60	12,70	14,85	16,95	19,15	21,30

C VERSION

F165AC.2.23

15°

MAX.							
6500	4130	3005	2115	1625	1235	970	765
	3,75	5,05	7,00	9,05	11,25	13,45	15,65

F165AC.2.24

15°

MAX.								
6500	3940	2835	1955	1470	1175	920	725	580
	3,85	5,15	7,10	9,15	11,25	13,45	15,65	17,85

.24 L152 — 10°

590	510	450	360	300	200
13,85	15,55	17,35	19,35	21,45	23,50

.24 L153 — 10°

545	465	395	345	240	200
13,90	15,65	17,45	19,40	21,45	23,50

.24 L154 — 10°

500	410	340	290	260	180
14,00	15,70	17,55	19,45	21,25	23,30

F165AC.2.25

15°

MAX.								
6500	3755	2675	1810	1325	1030	855	670	535	350
	3,90	5,20	7,15	9,20	11,35	13,45	15,65	17,85	20,00

F165AC.2.26

15°

MAX.									
6500	3590	2540	1685	1200	910	735	615	490	350
	4,00	5,30	7,25	9,30	11,40	13,55	15,65	17,85	20,00

F175A.0 active / e-active

CERTIFIED DYNAMIC PERFORMANCE

MEDIUM - DUTY CRANES

active / e-active standard package

- **S800 — Multifunction Distributor Bank — control
- *D850 — Digital Multifunction Distributor Bank — control
- *RCH/RCS — Radio Remote Control — control
- FX500 — Fassi Electronic Control — control
- FSC — Fassi Stability Control — control
- CPM — Crane Position Monitoring — control
- MPES — Multi Power Extension System — performance
- *FS — Flow Sharing — performance
- UHSS — Ultra High Strength Steel — strength
- FWD — Fewer Welds Design — strength
- CQ — Cast Quality — strength
- RPS — Rack and Pinion System — strength

						MPa	l/min	oil				
F175A.0.21	16,92	6,30	1,80	400°	27,3	29,5	40	120	1970	2475	870	2255
F175A.0.22	16,00	8,30	3,75	400°	27,3	29,5	40	120	2145	2460	870	2255
F175A.0.22 L212	16,00	14,60	7,25	400°	27,3	29,5	40	120	2670	2500	1070	2400
F175A.0.23	15,39	10,40	5,75	400°	27,3	29,5	40	120	2320	2460	870	2255
F175A.0.23 L212	15,39	16,60	9,25	400°	27,3	29,5	40	120	2855	2500	1070	2400
F175A.0.23 L213	15,39	18,60	11,20	400°	27,3	29,5	40	120	2940	2500	1070	2400
F175A.0.24	15,09	12,55	7,85	400°	27,3	29,5	40	120	2470	2465	870	2255
F175A.0.24 L212	15,09	18,70	11,35	400°	27,3	29,5	40	120	2970	2500	1070	2400
F175A.0.25	14,78	14,65	9,85	400°	27,3	29,5	40	120	2580	2480	985	2255
F175AC.0.22	16,31	6,70	2,90	400°	27,3	29,5	40	120	2075	2460	870	2255
F175AC.0.23	15,80	8,75	4,90	400°	27,3	29,5	40	120	2255	2460	870	2255
F175AC.0.23 L212	15,80	15,00	8,30	400°	27,3	29,5	40	120	2785	2500	1070	2400
F175AC.0.23 L213	15,80	17,00	10,20	400°	27,3	29,5	40	120	2870	2500	1070	2400
F175AC.0.24	15,39	10,95	7,00	400°	27,3	29,5	40	120	2400	2465	870	2255
F175AC.0.25	15,19	13,00	9,00	400°	27,3	29,5	40	120	2525	2480	985	2255

** *available only for **active** standard package* * *available only for **e-active** standard package*

F175A.0.21

MAX. 8000	3880 4,35	2755 6,15

F175A.0.22

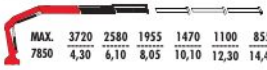

MAX. 7850	3720 4,30	2580 6,10	1955 8,05	1470 10,10	1100 12,30	855 14,40

.22 L212

1015 10,80	825 12,55	695 14,35	555 16,30	410 18,40	250 20,45

F175A.0.23

MAX. 7680	3530 4,35	2410 6,20	1785 8,10	1415 10,10	1055 12,30	820 14,40	655 16,55

.23 L212

625 12,80	520 14,55	445 16,35	350 18,35	280 20,40	235 22,45

.23 L213

545 12,90	440 14,60	365 16,45	315 18,40	250 20,45	210 22,50

F175A.0.24

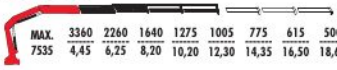

MAX. 7535	3360 4,45	2260 6,25	1640 8,20	1275 10,20	1005 12,30	775 14,35	615 16,50	500 18,65

.24 L212

345 14,90	285 16,65	245 18,45	180 20,40	130 22,50	100 24,55

F175A.0.25

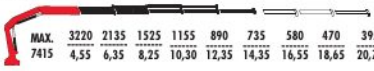

MAX. 7415	3220 4,55	2135 6,35	1525 8,25	1155 10,30	890 12,35	735 14,35	580 16,55	470 18,65	395 20,70

C VERSION

F175AC.0.22



MAX. 7900	4610 3,50	3620 4,50	2545 6,40	1850 8,50	1410 10,70	1080 12,75

F175AC.0.23



MAX. 7725	4400 3,60	3430 4,55	2370 6,50	1800 8,50	1370 10,70	1050 12,75	825 14,90

.23 L212

925 11,20	760 12,90	640 14,70	515 16,70	410 18,80	250 20,85

.23 L213

840 11,30	680 13,00	560 14,80	480 16,75	385 18,80	250 20,85

F175AC.0.24

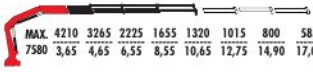

MAX. 7580	4210 3,65	3265 4,65	2225 6,55	1655 8,55	1320 10,65	1015 12,75	800 14,90	585 17,05

F175AC.0.25

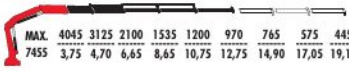

MAX. 7455	4045 3,75	3125 4,70	2100 6,65	1535 8,65	1200 10,75	970 12,75	765 14,90	575 17,05	445 19,10

F175A.1 dynamic / e-dynamic

CERTIFIED DYNAMIC PERFORMANCE

MEDIUM - DUTY CRANES

dynamic / e-dynamic standard package

- **S800 – Multifunction Distributor Bank – control
- *D850 – Digital Multifunction Distributor Bank – control
- *RCH/RCS – Radio Remote Control – control
- FX500 – Fassi Electronic Control – control
- FSC – Fassi Stability Control – control
- MOL – Manual Outriggers Lock – control
- CPM – Crane Position Monitoring – control
- MPES – Multi Power Extension System – performance
- PROLINK – Progressive Link – performance
- *FS – Flow Sharing – performance
- UHSS – Ultra High Strength Steel – strength
- FWD – Fewer Welds Design – strength
- CQ – Cast Quality – strength
- RPS – Rack and Pinion System – strength

						MPa	l/min	oil				
F175A.1.22	16,82	8,20	3,80	416°	21,5	33,0	40	90	1870	2500	845	2260
F175A.1.23	16,52	10,30	5,85	416°	21,5	33,0	40	90	1970	2500	845	2260
F175A.1.24	16,11	12,50	7,80	416°	21,5	33,0	40	90	2120	2500	845	2260
F175A.1.25	15,50	14,75	10,10	416°	21,5	33,0	40	90	2220	2500	940	2260
F175AC.1.22	15,90	6,45	2,85	416°	21,5	33,0	40	90	1820	2505	835	2260
F175AC.1.23	15,60	8,55	4,90	416°	21,5	33,0	40	90	1920	2500	835	2260
F175AC.1.24	15,29	10,75	7,00	416°	21,5	33,0	40	90	2070	2500	845	2260
F175AC.1.25	15,29	13,00	9,10	416°	21,5	33,0	40	90	2170	2500	940	2260

** *available only for **dynamic** standard package* * *available only for **e-dynamic** standard package*

F175A.1.22

MAX.	3900	2665	2000	1525	1200
6100	4,30	6,15	8,10	10,25	12,50

F175A.1.23

MAX.	3750	2530	1880	1490	1150	950
6000	4,40	6,25	8,20	10,25	12,50	14,70

F175A.1.24

MAX.	3570	2400	1760	1370	1130	910	710
5900	4,50	6,35	8,30	10,35	12,50	14,70	16,90

F175A.1.25

MAX.	3400	2300	1630	1250	1000	850	685	535
5800	4,55	6,40	8,40	10,40	12,60	14,70	16,90	18,90

C VERSION

F175AC.1.22

MAX.	4550	3620	2490	1800	1350
6300	3,50	4,40	6,35	8,50	10,70

F175AC.1.23

MAX.	4345	3445	2345	1770	1350	1030
6170	3,60	4,50	6,45	8,50	10,70	12,90

F175AC.1.24

MAX.	4145	3280	2210	1645	1305	1030	800
6035	3,70	4,60	6,55	8,60	10,70	12,90	15,10

F175AC.1.25



MAX.	4030	3185	2120	1555	1210	1000	750	550
6000	3,80	4,70	6,65	8,70	10,80	12,90	15,10	17,15

F175A.2 dynamic / e-dynamic

CERTIFIED DYNAMIC PERFORMANCE

MEDIUM - DUTY CRANES

dynamic / e-dynamic standard package

- **S800 — Multifunction Distributor Bank — control
- *D850 — Digital Multifunction Distributor Bank — control
- *RCH/RCS — Radio Remote Control — control
- FX500 — Fassi Electronic Control — control
- FSC — Fassi Stability Control — control
- CPM — Crane Position Monitoring — control
- MPES — Multi Power Extension System — performance
- PROLINK — Progressive Link — performance
- *FS — Flow Sharing — performance
- *XF — Extra-Fast — performance
- UHSS — Ultra High Strength Steel — strength
- FWD — Fewer Welds Design — strength
- CQ — Cast Quality — strength
- RPS — Rack and Pinion System — strength

						MPa	l/min	oil				
F175A.2.22	16,00	8,35	4,00	400°	27,3	31,0	45-65	120	2370	2495	920	2410
F175A.2.23	15,49	10,50	6,10	400°	27,3	31,0	45-65	120	2530	2495	985	2410
F175A.2.23 L212	15,49	16,65	9,65	400°	27,3	31,0	45-65	120	3100	2520	1130	2660
F175A.2.23 L213	15,49	18,65	11,55	400°	27,3	31,0	45-65	120	3190	2520	1130	2660
F175A.2.23 L214	15,49	20,55	13,35	400°	27,3	31,0	45-65	120	3240	2520	1130	2660
F175A.2.24	14,98	12,70	8,25	400°	27,3	31,0	45-65	120	2700	2495	985	2410
F175A.2.24 L212	14,98	18,80	11,75	400°	27,3	31,0	45-65	120	3265	2520	1130	2675
F175A.2.24 L213	14,98	20,80	13,70	400°	27,3	31,0	45-65	120	3345	2520	1130	2675
F175A.2.24 L214	14,98	22,70	15,50	400°	27,3	31,0	45-65	120	3400	2520	1130	2675
F175A.2.25	14,78	14,90	10,35	400°	27,3	31,0	45-65	120	2870	2495	985	2410
F175A.2.25 L102	14,78	21,30	13,95	400°	27,3	31,0	45-65	120	3230	2520	1130	2635
F175A.2.26	14,17	17,10	12,45	400°	27,3	31,0	45-65	120	2970	2495	985	2410
F175AC.2.23	15,90	9,10	5,45	400°	27,3	31,0	45-65	120	2470	2495	985	2410
F175AC.2.24	15,39	11,30	7,60	400°	27,3	31,0	45-65	120	2640	2495	985	2410
F175AC.2.24 L212	15,39	17,40	11,10	400°	27,3	31,0	45-65	120	3205	2520	1130	2675
F175AC.2.24 L213	15,39	19,40	13,05	400°	27,3	31,0	45-65	120	3285	2520	1130	2675
F175AC.2.24 L214	15,39	21,30	14,90	400°	27,3	31,0	45-65	120	3340	2520	1130	2675
F175AC.2.25	15,39	13,50	9,70	400°	27,3	31,0	45-65	120	2800	2495	985	2410
F175AC.2.26	14,78	15,70	11,80	400°	27,3	31,0	45-65	120	2920	2495	985	2410

** *available only for **dynamic** standard package* * *available only for **e-dynamic** standard package*

F175A.2.22



F175A.2.23

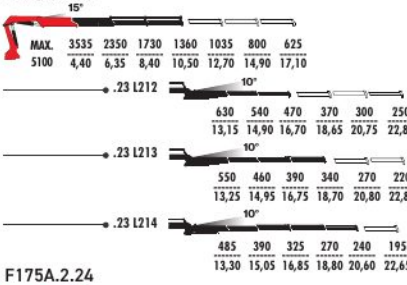

F175A.2.24

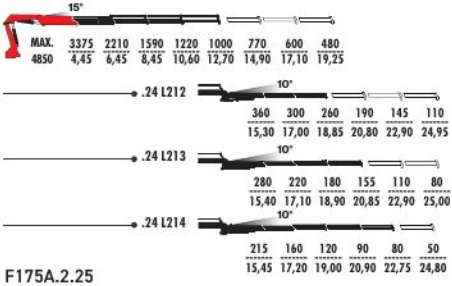

F175A.2.25

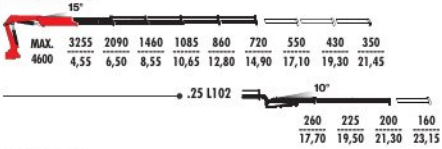

F175A.2.26

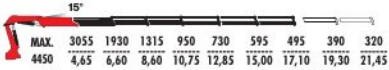

C VERSION

F175AC.2.23

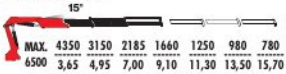

F175AC.2.24

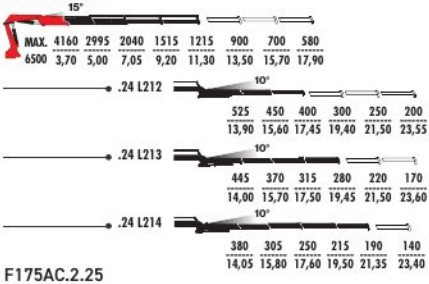

F175AC.2.25

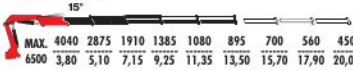

F175AC.2.26

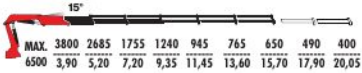

F185A.1 e-dynamic

CERTIFIED DYNAMIC PERFORMANCE

MEDIUM - DUTY CRANES

e-dynamic standard package

- **D850** – Digital Multifunction Distributor Bank – control
- **RCH/RCS** – Radio Remote Control – control
- **FX500** – Fassi Electronic Control – control
- **FSC** – Fassi Stability Control – control
- **MOL** – Manual Outriggers Lock – control
- **CPM** – Crane Position Monitoring – control
- **MPES** – Multi Power Extension System – performance
- **PROLINK** – Progressive Link – performance
- **FS** – Flow Sharing – performance
- **XP** – Extra Power – performance
- **UHSS** – Ultra High Strength Steel – strength
- **FWD** – Fewer Welds Design – strength
- **CQ** – Cast Quality – strength
- **RPS** – Rack and Pinion System – strength

						MPa	l/min	oil				
F185A.1.22	17,94	8,20	3,80	416°	21,5	35,0	40	90	1870	2500	845	2260
F185A.1.23	17,64	10,30	5,85	416°	21,5	35,0	40	90	1970	2500	845	2260
F185A.1.24	17,23	12,50	7,80	416°	21,5	35,0	40	90	2120	2500	845	2260
F185A.1.25	16,62	14,75	10,10	416°	21,5	35,0	40	90	2220	2500	940	2260
F185AC.1.22	17,33	6,45	2,85	416°	21,5	35,0	40	90	1820	2505	835	2260
F185AC.1.23	17,13	8,55	4,90	416°	21,5	35,0	40	90	1920	2500	835	2260
F185AC.1.24	16,82	10,75	7,00	416°	21,5	35,0	40	90	2070	2500	845	2260
F185AC.1.25	16,82	13,00	9,10	416°	21,5	35,0	40	90	2170	2500	940	2260

F185A.1.22

MAX.	4170	2860	2150	1600	1300
6400	4,30	6,15	8,10	10,25	12,50

F185A.1.23

MAX.	4000	2720	2020	1600	1230	1000
6300	4,40	6,25	8,20	10,25	12,50	14,70

F185A.1.24

MAX.	3830	2580	1900	1485	1220	980	780
6200	4,50	6,35	8,30	10,35	12,50	14,70	16,90

F185A.1.25

MAX.	3660	2450	1770	1370	1100	930	740	550
6100	4,55	6,40	8,40	10,40	12,60	14,70	16,90	18,90

C VERSION

F185AC.1.22

MAX.	4960	3950	2720	1950	1450
6500	3,50	4,40	6,35	8,50	10,70

F185AC.1.23

MAX.	4750	3770	2575	1940	1450	1100
6500	3,60	4,50	6,45	8,50	10,70	12,90

F185AC.1.24

MAX.	4535	3600	2435	1815	1445	1100	850	
6500	3,70	4,60	6,55	8,60	10,70	12,90	15,10	

F185AC.1.25

MAX.	4415	3495	2345	1725	1350	1050	800	600
6500	3,80	4,70	6,65	8,70	10,80	12,90	15,10	17,15

F185A.2 xe-dynamic

MEDIUM - DUTY CRANES

xe-dynamic standard package

ADC Automatic Dynamic Control	control	D850 Digital Multifunction Distributor Bank	control	RCH/RCS Radio Remote Control	control
FX500 Fassi Electronic Control	control	FSC Fassi Stability Control	control	MOL Manual Outriggers Lock	control
CPM Crane Position Monitoring	control	MPES Multi Power Extension System	performance	PROLINK Progressive Link	performance
FS Flow Sharing	performance	XP Extra Power	performance	UHSS Ultra High Strength Steel	strength
FWD Fewer Welds Design	strength	CQ Cast Quality	strength	RPS Rack and Pinion System	strength

						MPa	l/min	oil				
F185A.2.22	17,94	8,25	3,80	416°	21,5	33,5	40	90	1860	2455	880	2365
F185A.2.23	17,23	10,35	5,85	416°	21,5	33,5	40	90	2020	2455	945	2365
F185A.2.23 L152	17,23	16,50	9,35	416°	21,5	33,5	40	90	2540	2455	1100	2640
F185A.2.23 L153	17,23	18,50	11,30	416°	21,5	33,5	40	90	2590	2455	1100	2640
F185A.2.23 L154	17,23	20,40	13,10	416°	21,5	33,5	40	90	2670	2455	1100	2640
F185A.2.24	16,82	12,55	8,00	416°	21,5	33,5	40	90	2200	2455	945	2365
F185A.2.24 L152	16,82	18,65	11,50	416°	21,5	33,5	40	90	2720	2455	1100	2660
F185A.2.24 L153	16,82	20,65	13,40	416°	21,5	33,5	40	90	2790	2455	1100	2660
F185A.2.24 L154	16,82	22,55	15,25	416°	21,5	33,5	40	90	2850	2455	1100	2660
F185A.2.25	16,21	14,75	10,00	416°	21,5	33,5	40	90	2340	2455	945	2365
F185A.2.25 L102	16,21	21,40	13,95	416°	21,5	33,5	40	90	2700	2455	1100	2620
F185A.2.26	15,80	16,95	12,20	416°	21,5	33,5	40	90	2460	2465	945	2365
F185AC.2.23	17,23	9,05	5,30	416°	21,5	33,5	40	90	1970	2435	945	2365
F185AC.2.24	16,82	11,25	7,40	416°	21,5	33,5	40	90	2150	2445	945	2365
F185AC.2.24 L152	16,82	17,35	10,95	416°	21,5	33,5	40	90	2670	2455	1100	2660
F185AC.2.24 L153	16,82	19,40	12,85	416°	21,5	33,5	40	90	2740	2455	1100	2660
F185AC.2.24 L154	16,82	21,25	14,70	416°	21,5	33,5	40	90	2800	2455	1100	2660
F185AC.2.25	16,21	13,45	9,55	416°	21,5	33,5	40	90	2290	2455	945	2365
F185AC.2.26	15,80	15,65	11,65	416°	21,5	33,5	40	90	2410	2465	945	2365

F185A.2.22

15°

MAX.			
6000	4030	2800	2125
	4,45	6,25	8,25

F185A.2.23

15°

MAX.						
5750	3830	2635	1960	1560	1165	900	700
	4,50	6,35	8,30	10,35	12,55	14,75	16,95

.23 L152 — 10°

825	695	600	485	400	285
13,00	14,75	16,55	18,55	20,60	22,65

.23 L153 — 10°

760	630	535	465	390	285
13,10	14,80	16,65	18,55	20,65	22,70

.23 L154 — 10°

705	570	480	410	365	285
13,20	14,90	16,70	18,65	20,45	22,50

F185A.2.24

15°

MAX.							
5500	3650	2470	1800	1400	1100	850	650	530
	4,60	6,45	8,40	10,45	12,55	14,75	16,95	19,15

.24 L152 — 10°

500	425	370	290	235	165
15,15	16,85	18,65	20,65	22,75	24,80

.24 L153 — 10°

435	360	305	270	215	165
15,20	16,95	18,75	20,70	22,75	24,80

.24 L154 — 10°

380	305	250	215	190	150
15,30	17,00	18,85	20,75	22,55	24,60

F185A.2.25

15°

MAX.								
5250	3480	2315	1660	1260	965	785	610	490	350
	4,65	6,50	8,45	10,50	12,65	14,75	16,95	19,15	21,30

.25 L102 — 10°

320	275	245	185
17,55	19,35	21,15	23,00

F185A.2.26

15°

MAX.								
5050	3325	2185	1535	1140	845	665	555	440	350
	4,75	6,60	8,55	10,60	12,70	14,85	16,95	19,15	21,30

C VERSION

F185AC.2.23

15°

MAX.						
6500	4600	3360	2370	1820	1360	1030	810
	3,75	5,05	7,00	9,05	11,25	13,45	15,65

F185AC.2.24

15°

MAX.							
6500	4360	3150	2190	1650	1310	995	775	625
	3,85	5,15	7,10	9,15	11,25	13,45	15,65	17,85

.24 L152 — 10°

645	545	475	375	310	220
13,85	15,55	17,35	19,35	21,45	23,50

.24 L153 — 10°

585	480	410	360	295	220
13,90	15,65	17,45	19,40	21,45	23,50

.24 L154 — 10°

525	425	355	300	270	220
14,00	15,70	17,55	19,45	21,25	23,30

F185AC.2.25

15°

MAX.									
6500	4150	2970	2025	1495	1170	930	725	580	350
	3,90	5,20	7,15	9,20	11,35	13,45	15,65	17,85	20,00

F185AC.2.26

15°

MAX.									
6500	3960	2825	1895	1370	1050	810	685	530	350
	4,00	5,30	7,25	9,30	11,40	13,55	15,65	17,85	20,00

F195A.0 active / e-active

CERTIFIED DYNAMIC PERFORMANCE

MEDIUM - DUTY CRANES

active / e-active standard package

- **S800 — Multifunction Distributor Bank — control
- *D850 — Digital Multifunction Distributor Bank — control
- *RCH/RCS — Radio Remote Control — control
- FX500 — Fassi Electronic Control — control
- FSC — Fassi Stability Control — control
- CPM — Crane Position Monitoring — control
- MPES — Multi Power Extension System — performance
- *FS — Flow Sharing — performance
- UHSS — Ultra High Strength Steel — strength
- FWD — Fewer Welds Design — strength
- CQ — Cast Quality — strength
- RPS — Rack and Pinion System — strength

						MPa	l/min	oil				
F195A.0.21	18,65	6,30	1,80	400°	30,8	28,0	45	120	2005	2445	870	2255
F195A.0.22	17,33	8,30	3,75	400°	30,8	28,0	45	120	2180	2445	870	2255
F195A.0.22 L212	17,33	14,60	7,25	400°	30,8	28,0	45	120	2705	2500	1070	2400
F195A.0.23	16,82	10,40	5,75	400°	30,8	28,0	45	120	2355	2445	870	2255
F195A.0.23 L212	16,82	16,65	9,25	400°	30,8	28,0	45	120	2890	2500	1070	2400
F195A.0.23 L213	16,82	18,65	11,20	400°	30,8	28,0	45	120	2975	2500	1070	2400
F195A.0.24	16,51	12,55	7,85	400°	30,8	28,0	45	120	2505	2465	870	2255
F195A.0.24 L212	16,51	18,70	11,35	400°	30,8	28,0	45	120	3040	2500	1070	2400
F195A.0.24 L213	16,51	20,70	13,30	400°	30,8	28,0	45	120	3125	2500	1070	2400
F195A.0.25	16,11	14,65	9,85	400°	30,8	28,0	45	120	2625	2480	985	2255
F195AC.0.22	17,64	6,70	2,90	400°	30,8	28,0	45	120	2110	2445	870	2255
F195AC.0.23	17,13	8,75	4,90	400°	30,8	28,0	45	120	2290	2445	870	2255
F195AC.0.23 L212	17,13	15,00	8,40	400°	30,8	28,0	45	120	2820	2500	1070	2400
F195AC.0.23 L213	17,13	17,00	10,35	400°	30,8	28,0	45	120	2905	2500	1070	2400
F195AC.0.24	16,72	10,95	7,00	400°	30,8	28,0	45	120	2435	2465	870	2255
F195AC.0.25	16,51	13,00	9,00	400°	30,8	28,0	45	120	2560	2480	985	2255

** *available only for **active** standard package* * *available only for **e-active** standard package*

F195A.0.21

MAX.	4310	3050
8665	4,30	6,10

F195A.0.22

MAX.	4040	2805	2125	1610	1230	970
8500	4,30	6,10	8,05	10,10	12,30	14,40

.22 L212

1140	965	835	595	445	250
10,80	12,55	14,35	16,30	18,40	20,45

F195A.0.23

MAX.	3700	2630	1955	1550	1185	930	750
8325	4,55	6,20	8,10	10,10	12,30	14,40	16,55

.23 L212

765	655	565	460	380	250
12,80	14,55	16,35	18,35	20,40	22,45

.23 L213

685	575	485	425	350	250
12,90	14,60	16,45	18,40	20,45	22,50

F195A.0.24

MAX.	3665	2480	1810	1410	1130	885	715	570
8185	4,45	6,25	8,20	10,20	12,30	14,35	16,50	18,65

.24 L212

485	405	355	275	220	180
14,90	16,65	18,45	20,40	22,50	24,55

.24 L213

405	325	275	240	185	150
15,00	16,70	18,50	20,45	22,55	24,60

F195A.0.25

MAX.	3520	2350	1690	1290	995	825	660	540	445
8065	4,55	6,35	8,25	10,30	12,35	14,35	16,55	18,65	20,70

C VERSION

F195AC.0.22

MAX.	4990	3925	2760	2015	1535	1180
8550	3,50	4,50	6,40	8,50	10,70	12,75

F195AC.0.23

MAX.	4770	3730	2585	1960	1500	1155	825
8375	3,60	4,55	6,50	8,50	10,70	12,75	14,90

.23 L212

1055	865	730	555	410	250
11,20	12,90	14,70	16,70	18,80	20,85

.23 L213

970	780	650	525	385	250
11,30	13,00	14,80	16,75	18,80	20,85

F195AC.0.24

MAX.	4575	3420	2435	1820	1450	1115	825	585
8230	3,65	4,85	6,55	8,55	10,65	12,75	14,90	17,05

F195AC.0.25

MAX.	4405	3410	2305	1695	1330	1075	810	575	445
8105	3,75	4,70	6,65	8,65	10,75	12,75	14,90	17,05	19,10

F195A.1 xe-dynamic

MEDIUM - DUTY CRANES

xe-dynamic standard package

ADC Automatic Dynamic Control — control	**D850** Digital Multifunction Distributor Bank — control	**RCH/RCS** Radio Remote Control — control	**FX500** Fassi Electronic Control — control	**FSC** Fassi Stability Control — control	**MOL** Manual Outriggers Lock — control	**CPM** Crane Position Monitoring — control
MPES Multi Power Extension System — performance	**PROLINK** Progressive Link — performance	**FS** Flow Sharing — performance	**XP** Extra Power — performance			
UHSS Ultra High Strength Steel — strength	**FWD** Fewer Welds Design — strength	**CQ** Cast Quality — strength	**RPS** Rack and Pinion System — strength			

						MPa	l/min	oil				
F195A.1.22	18,76	8,20	3,80	416°	21,5	35,5	40	90	1870	2500	845	2260
F195A.1.23	18,45	10,30	5,85	416°	21,5	35,5	40	90	1970	2500	845	2260
F195A.1.24	18,15	12,50	7,80	416°	21,5	35,5	40	90	2120	2500	845	2260
F195A.1.25	17,54	14,75	10,10	416°	21,5	35,5	40	90	2220	2500	940	2260
F195AC.1.22	17,33	6,45	2,85	416°	21,5	35,5	40	90	1820	2505	835	2260
F195AC.1.23	17,64	8,55	4,90	416°	21,5	35,5	40	90	1920	2500	835	2260
F195AC.1.24	17,95	10,75	7,00	416°	21,5	35,5	40	90	2070	2500	845	2260
F195AC.1.25	17,33	13,00	9,10	416°	21,5	35,5	40	90	2170	2500	940	2260

F195A.1.22

MAX.	4370	3000	2260	1600	1300
6400	4,30	6,15	8,10	10,25	12,50

F195A.1.23

MAX.	4200	2860	2130	1700	1230	1000
6300	4,40	6,25	8,20	10,25	12,50	14,70

F195A.1.24

MAX.	4025	2725	2000	1580	1300	980	780
6200	4,50	6,35	8,30	10,35	12,50	14,70	16,90

F195A.1.25

MAX.	3850	2560	1880	1450	1170	960	780	550
6100	4,55	6,40	8,40	10,40	12,60	14,70	16,90	18,90

C VERSION

F195AC.1.22

MAX.	5125	4080	2810	2050	1520
6500	3,50	4,40	6,35	8,50	10,70

F195AC.1.23

MAX.	4900	3900	2665	2010	1520	1170
6500	3,60	4,50	6,45	8,50	10,70	12,90

F195AC.1.24

MAX.	4695	3730	2525	1885	1500	1170	900
6500	3,70	4,60	6,55	8,60	10,70	12,90	15,10

F195AC.1.25

MAX.	4565	3620	2430	1790	1400	1100	850	650
6500	3,80	4,70	6,65	8,70	10,80	12,90	15,10	17,15

F195A.2 dynamic / e-dynamic

CERTIFIED DYNAMIC PERFORMANCE

MEDIUM - DUTY CRANES

dynamic / e-dynamic standard package

- **S800 — Multifunction Distributor Bank — control
- *D850 — Digital Multifunction Distributor Bank — control
- *RCH/RCS — Radio Remote Control — control
- FX500 — Fassi Electronic Control — control
- FSC — Fassi Stability Control — control
- CPM — Crane Position Monitoring — control
- MPES — Multi Power Extension System — performance
- PROLINK — Progressive Link — performance
- *FS — Flow Sharing — performance
- *XF — Extra-Fast — performance
- UHSS — Ultra High Strength Steel — strength
- FWD — Fewer Welds Design — strength
- CQ — Cast Quality — strength
- RPS — Rack and Pinion System — strength

						MPa	l/min	oil				
F195A.2.22	17,53	8,35	4,00	400°	30,8	29,5	45-65	120	2470	2480	920	2410
F195A.2.23	17,13	10,50	6,10	400°	30,8	29,5	45-65	120	2630	2480	985	2410
F195A.2.23 L212	17,13	16,65	9,65	400°	30,8	29,5	45-65	120	3200	2520	1130	2660
F195A.2.23 L213	17,13	18,65	11,55	400°	30,8	29,5	45-65	120	3290	2520	1130	2660
F195A.2.23 L214	17,13	20,55	13,35	400°	30,8	29,5	45-65	120	3340	2520	1130	2660
F195A.2.24	16,51	12,70	8,25	400°	30,8	29,5	45-65	120	2800	2480	985	2410
F195A.2.24 L212	16,51	18,80	11,75	400°	30,8	29,5	45-65	120	3365	2520	1130	2675
F195A.2.24 L213	16,51	20,80	13,70	400°	30,8	29,5	45-65	120	3445	2520	1130	2675
F195A.2.24 L214	16,51	22,70	15,50	400°	30,8	29,5	45-65	120	3500	2520	1130	2675
F195A.2.25	16,00	14,90	10,35	400°	30,8	29,5	45-65	120	2970	2480	985	2410
F195A.2.25 L102	16,00	21,30	13,95	400°	30,8	29,5	45-65	120	3330	2520	1130	2635
F195A.2.26	15,70	17,10	12,45	400°	30,8	29,5	45-65	120	3070	2480	985	2410
F195AC.2.23	17,33	9,10	5,45	400°	30,8	29,5	45-65	120	2570	2480	985	2410
F195AC.2.24	16,82	11,30	7,60	400°	30,8	29,5	45-65	120	2740	2480	985	2410
F195AC.2.24 L212	16,82	17,40	11,10	400°	30,8	29,5	45-65	120	3305	2520	1130	2675
F195AC.2.24 L213	16,82	19,40	13,05	400°	30,8	29,5	45-65	120	3385	2520	1130	2675
F195AC.2.24 L214	16,82	21,30	14,90	400°	30,8	29,5	45-65	120	3440	2520	1130	2675
F195AC.2.25	16,72	13,50	9,70	400°	30,8	29,5	45-65	120	2900	2480	985	2410
F195AC.2.26	16,31	15,70	11,80	400°	30,8	29,5	45-65	120	3020	2480	985	2410

** *available only for **dynamic** standard package* * *available only for **e-dynamic** standard package*

F195A.2.22

15°

MAX.			
5850	4080	2775	2075
	4,30	6,25	8,30

F195A.2.23

15°

MAX.						
5600	3895	2610	1920	1515	1150	910	720
	4,40	6,35	8,40	10,50	12,70	14,90	17,10

.23 L212 — 10°

740	635	560	440	330	260
13,15	14,90	16,70	18,65	20,75	22,80

.23 L213 — 10°

660	555	480	420	320	240
13,25	14,95	16,75	18,70	20,80	22,85

.23 L214 — 10°

600	490	410	355	305	220
13,30	15,05	16,85	18,80	20,60	22,65

F195A.2.24

15°

MAX.							
5400	3715	2450	1775	1370	1125	870	690	560
	4,45	6,45	8,45	10,60	12,70	14,90	17,10	19,25

.24 L212 — 10°

455	395	345	260	200	130
15,30	17,00	18,85	20,80	22,90	24,95

.24 L213 — 10°

375	315	265	230	175	120
15,40	17,10	18,90	20,85	22,90	25,00

.24 L214 — 10°

310	245	200	165	145	100
15,45	17,20	19,00	20,90	22,75	24,80

F195A.2.25

15°

MAX.									
5100	3525	2280	1605	1200	960	810	620	500	400
	4,55	6,50	8,55	10,65	12,80	14,90	17,10	19,30	21,45

.25 L102 — 10°

355	310	275	200
17,70	19,50	21,30	23,15

F195A.2.26

15°

MAX.									
5000	3385	2165	1500	1100	855	700	595	460	380
	4,65	6,60	8,60	10,75	12,85	15,00	17,10	19,30	21,45

C VERSION

F195AC.2.23

15°

MAX.							
6500	4735	3450	2400	1825	1350	1000	800
	3,65	4,95	7,00	9,10	11,30	13,50	15,70

F195AC.2.24

15°

MAX.								
6500	4540	3280	2245	1680	1345	1000	780	600
	3,70	5,00	7,05	9,20	11,30	13,50	15,70	17,90

.24 L212 — 10°

635	550	485	390	320	230
13,90	15,60	17,45	19,40	21,50	23,55

.24 L213 — 10°

555	465	405	360	290	230
14,00	15,70	17,50	19,45	21,50	23,60

.24 L214 — 10°

485	400	335	290	260	200
14,05	15,80	17,60	19,50	21,35	23,40

F195AC.2.25

15°

MAX.								
6500	4420	3165	2125	1550	1215	1010	770	610	480
	3,80	5,10	7,15	9,25	11,35	13,50	15,70	17,90	20,05

F195AC.2.26

15°

MAX.									
6500	4170	2965	1960	1400	1075	875	745	550	480
	3,90	5,20	7,20	9,35	11,45	13,60	15,70	17,90	20,05

F215A.0 active / e-active

CERTIFIED DYNAMIC PERFORMANCE

MEDIUM - DUTY CRANES

active / e-active standard package

- **S800 — Multifunction Distributor Bank — control
- *D850 — Digital Multifunction Distributor Bank — control
- *RCH/RCS — Radio Remote Control — control
- FX500 — Fassi Electronic Control — control
- FSC — Fassi Stability Control — control
- CPM — Crane Position Monitoring — control
- MPES — Multi Power Extension System — performance
- *FS — Flow Sharing — performance
- UHSS — Ultra High Strength Steel — strength
- FWD — Fewer Welds Design — strength
- CQ — Cast Quality — strength
- RPS — Rack and Pinion System — strength

						MPa	l/min	oil				
F215A.0.21	20,08	6,30	1,80	400°	31,7	30,0	45	120	2005	2445	870	2255
F215A.0.22	18,86	8,30	3,75	400°	31,7	30,0	45	120	2180	2445	870	2255
F215A.0.22 L212	18,86	14,60	7,25	400°	31,7	30,0	45	120	2705	2500	1070	2400
F215A.0.23	18,14	10,40	5,75	400°	31,7	30,0	45	120	2355	2445	870	2255
F215A.0.23 L212	18,14	16,65	9,25	400°	31,7	30,0	45	120	2890	2500	1070	2400
F215A.0.23 L213	18,14	18,65	11,20	400°	31,7	30,0	45	120	2975	2500	1070	2400
F215A.0.24	17,84	12,55	7,85	400°	31,7	30,0	45	120	2505	2465	870	2255
F215A.0.24 L212	17,84	18,70	11,35	400°	31,7	30,0	45	120	3040	2500	1070	2400
F215A.0.24 L213	17,84	20,70	13,30	400°	31,7	30,0	45	120	3125	2500	1070	2400
F215A.0.24 L214	17,84	22,60	15,10	400°	31,7	30,0	45	120	3190	2500	1070	2400
F215A.0.25	17,53	14,65	9,85	400°	31,7	30,0	45	120	2625	2480	985	2255
F215AC.0.22	19,16	6,70	2,90	400°	31,7	30,0	45	120	2110	2445	870	2255
F215AC.0.23	18,65	8,75	4,90	400°	31,7	30,0	45	120	2290	2445	870	2255
F215AC.0.23 L212	18,65	15,00	8,40	400°	31,7	30,0	45	120	2820	2500	1070	2400
F215AC.0.23 L213	18,65	17,00	10,35	400°	31,7	30,0	45	120	2905	2500	1070	2400
F215AC.0.24	18,14	10,95	7,00	400°	31,7	30,0	45	120	2435	2465	870	2255
F215AC.0.25	18,14	13,00	9,00	400°	31,7	30,0	45	120	2560	2480	985	2255

** *available only for **active** standard package* * *available only for **e-active** standard package*

F215A.0.21

MAX. 9370	4660 / 4,30	3300 / 6,10

F215A.0.22

MAX. 9200	4380 / 4,30	3055 / 6,10	2315 / 8,05	1750 / 10,10	1315 / 12,30	1035 / 14,40

.22 L212

1270 / 10,80	1040 / 12,55	850 / 14,35	595 / 16,30	445 / 18,40	250 / 20,45

F215A.0.23

MAX. 9030	3985 / 4,55	2875 / 6,20	2145 / 8,10	1695 / 10,10	1270 / 12,30	1000 / 14,40	810 / 16,55

.23 L212

835 / 12,80	695 / 14,55	600 / 16,35	485 / 18,35	405 / 20,40	250 / 22,45

.23 L213

750 / 12,90	615 / 14,60	520 / 16,45	450 / 18,40	375 / 20,45	250 / 22,50

F215A.0.24

MAX. 8890	4000 / 4,45	2720 / 6,25	2000 / 8,20	1555 / 10,20	1220 / 12,30	955 / 14,35	770 / 16,50	585 / 18,65

.24 L212

520 / 14,90	440 / 16,65	385 / 18,45	300 / 20,40	245 / 22,50	205 / 24,55

.24 L213

440 / 15,00	360 / 16,70	305 / 18,50	265 / 20,45	210 / 22,55	175 / 24,60

.24 L214

375 / 15,05	295 / 16,80	240 / 18,60	200 / 20,55	180 / 22,35	145 / 24,40

F215A.0.25

MAX. 8770	3850 / 4,55	2950 / 6,35	1880 / 8,25	1435 / 10,30	1105 / 12,35	915 / 14,35	735 / 16,55	575 / 18,65	445 / 20,70

C VERSION

F215AC.0.22

MAX. 9255	5405 / 3,50	4255 / 4,50	2995 / 6,40	2195 / 8,50	1660 / 10,70	1215 / 12,75

F215AC.0.23

MAX. 9080	5180 / 3,60	4055 / 4,55	2820 / 6,50	2145 / 8,50	1625 / 10,70	1190 / 12,75	825 / 14,90

.23 L212

1175 / 11,20	965 / 12,90	795 / 14,70	555 / 16,70	410 / 18,80	250 / 20,85

.23 L213

1090 / 11,30	880 / 13,00	715 / 14,80	525 / 16,75	385 / 18,80	250 / 20,85

F215AC.0.24

MAX. 8930	4975 / 3,65	3880 / 4,65	2665 / 6,55	2000 / 8,55	1580 / 10,65	1170 / 12,75	825 / 14,90	585 / 17,05

F215AC.0.25

MAX. 8810	4795 / 3,75	3725 / 4,70	2535 / 6,65	1875 / 8,65	1460 / 10,75	1175 / 12,75	810 / 14,90	575 / 17,05	445 / 19,10

F215A.2 dynamic / e-dynamic

CERTIFIED DYNAMIC PERFORMANCE

MEDIUM - DUTY CRANES

dynamic / e-dynamic standard package

- **S800 — Multifunction Distributor Bank — control
- *D850 — Digital Multifunction Distributor Bank — control
- *RCH/RCS — Radio Remote Control — control
- FX500 — Fassi Electronic Control — control
- FSC — Fassi Stability Control — control
- CPM — Crane Position Monitoring — control
- MPES — Multi Power Extension System — performance
- PROLINK — Progressive Link — performance
- *FS — Flow Sharing — performance
- *XF — Extra Fast — performance
- UHSS — Ultra High Strength Steel — strength
- FWD — Fewer Welds Design — strength
- CQ — Cast Quality — strength
- RPS — Rack and Pinion System — strength

						MPa	l/min	oil				
F215A.2.22	18,90	8,35	4,00	400°	33,5	31,0	45-65	120	2470	2480	920	2410
F215A.2.23	18,40	10,50	6,10	400°	33,5	31,0	45-65	120	2630	2480	985	2410
F215A.2.23 L212	18,40	16,65	9,65	400°	33,5	31,0	45-65	120	3200	2520	1130	2660
F215A.2.23 L213	18,40	18,65	11,55	400°	33,5	31,0	45-65	120	3290	2520	1130	2660
F215A.2.23 L214	18,40	20,55	13,35	400°	33,5	31,0	45-65	120	3340	2520	1130	2660
F215A.2.24	17,80	12,70	8,25	400°	33,5	31,0	45-65	120	2800	2480	985	2410
F215A.2.24 L212	17,80	18,80	11,75	400°	33,5	31,0	45-65	120	3365	2520	1130	2675
F215A.2.24 L213	17,80	20,80	13,70	400°	33,5	31,0	45-65	120	3445	2520	1130	2675
F215A.2.24 L214	17,80	22,70	15,50	400°	33,5	31,0	45-65	120	3500	2520	1130	2675
F215A.2.25	17,50	14,90	10,35	400°	33,5	31,0	45-65	120	2970	2480	985	2410
F215A.2.25 L102	17,50	21,30	13,95	400°	33,5	31,0	45-65	120	3330	2520	1130	2635
F215A.2.26	16,70	17,10	12,45	400°	33,5	31,0	45-65	120	3070	2480	985	2410
F215AC.2.23	18,70	9,10	5,45	400°	33,5	31,0	45-65	120	2570	2480	985	2410
F215AC.2.24	18,30	11,30	7,60	400°	33,5	31,0	45-65	120	2740	2480	985	2410
F215AC.2.24 L212	18,30	17,40	10,10	400°	33,5	31,0	45-65	120	3305	2520	1130	2675
F215AC.2.24 L213	18,30	19,40	13,05	400°	33,5	31,0	45-65	120	3385	2520	1130	2675
F215AC.2.24 L214	18,30	21,30	14,90	400°	33,5	31,0	45-65	120	3440	2520	1130	2675
F215AC.2.25	18,00	13,50	9,70	400°	33,5	31,0	45-65	120	2900	2480	985	2410
F215AC.2.26	17,30	15,70	11,80	400°	33,5	31,0	45-65	120	3020	2480	985	2410

** *available only for **dynamic** standard package* * *available only for **e-dynamic** standard package*

F215A.2.22

15°

MAX. 6200	4380 / 4,30	3000 / 6,25	2250 / 8,30

F215A.2.23

15°

MAX. 5900	4190 / 4,40	2820 / 6,35	2080 / 8,40	1645 / 10,50	1245 / 12,70	970 / 14,90	750 / 17,10

.23 L212 — 10°

835 / 13,15	720 / 14,90	630 / 16,70	480 / 18,65	350 / 20,75	280 / 22,80

.23 L213 — 10°

750 / 13,25	640 / 14,95	545 / 16,75	465 / 18,70	340 / 20,80	260 / 22,85

.23 L214 — 10°

685 / 13,30	575 / 15,05	480 / 16,85	405 / 18,80	320 / 20,60	240 / 22,65

F215A.2.24

15°

MAX. 5600	4000 / 4,45	2660 / 6,45	1935 / 8,45	1500 / 10,60	1230 / 12,70	935 / 14,90	735 / 17,10	600 / 19,25

.24 L212 — 10°

530 / 15,30	450 / 17,00	395 / 18,85	300 / 20,80	220 / 22,90	150 / 24,95

.24 L213 — 10°

450 / 15,40	370 / 17,10	315 / 18,90	275 / 20,85	220 / 22,90	150 / 25,00

.24 L214 — 10°

385 / 15,45	305 / 17,20	250 / 19,00	210 / 20,90	185 / 22,75	140 / 24,80

F215A.2.25

15°

MAX. 5400	3855 / 4,55	2520 / 6,50	1785 / 8,55	1350 / 10,65	1085 / 12,80	895 / 14,90	700 / 17,10	550 / 19,30	450 / 21,45

.25 L102 — 10°

400 / 17,70	350 / 19,50	315 / 21,30	230 / 23,15

F215A.2.26

15°

MAX. 5400	3590 / 4,65	2385 / 6,40	1650 / 8,40	1220 / 10,50	950 / 12,60	775 / 14,80	670 / 17,10	500 / 19,30	400 / 21,45

C VERSION

F215AC.2.23

15°

MAX. 6500	5130 / 3,65	3745 / 4,95	2610 / 7,00	1990 / 9,10	1420 / 11,30	1050 / 13,50	850 / 15,70

F215AC.2.24

15°

MAX. 6500	4920 / 3,70	3570 / 5,00	2455 / 7,05	1840 / 9,20	1480 / 11,30	1100 / 13,50	820 / 15,70	650 / 17,90

.24 L212 — 10°

715 / 13,90	620 / 15,60	545 / 17,45	440 / 19,40	360 / 21,50	260 / 23,55

.24 L213 — 10°

635 / 14,00	540 / 15,70	465 / 17,50	405 / 19,45	330 / 21,50	250 / 23,60

.24 L214 — 10°

570 / 14,05	475 / 15,80	400 / 17,60	340 / 19,50	305 / 21,35	240 / 23,40

F215AC.2.25

15°

MAX. 6500	4760 / 3,80	3425 / 5,10	2310 / 7,15	1695 / 9,25	1335 / 11,35	1110 / 13,50	820 / 15,70	650 / 17,90	500 / 20,05

F215AC.2.26

15°

MAX. 6500	4445 / 3,90	3180 / 5,20	2115 / 7,20	1520 / 9,35	1175 / 11,45	960 / 13,60	815 / 15,70	600 / 17,90	500 / 20,05

F235A.0 e-active

CERTIFIED DYNAMIC PERFORMANCE

MEDIUM - DUTY CRANES

e-active standard package

- D850 — Digital Multifunction Distributor Bank — control
- RCH/RCS — Radio Remote Control — control
- FX500 — Fassi Electronic Control — control
- FSC — Fassi Stability Control — control
- CPM — Crane Position Monitoring — control
- MPES — Multi Power Extension System — performance
- FS — Flow Sharing — performance
- XP — Extra Power — performance
- UHSS — Ultra High Strength Steel — strength
- FWD — Fewer Welds Design — strength
- CQ — Cast Quality — strength
- RPS — Rack and Pinion System — strength

						MPa	l/min	oil				
F235A.0.21	21,20	6,30	1,80	400°	31,7	32,0	45	120	2005	2445	870	2255
F235A.0.22	20,29	8,30	3,75	400°	31,7	32,0	45	120	2180	2445	870	2255
F235A.0.22 L212	20,29	14,60	7,25	400°	31,7	32,0	45	120	2705	2500	1070	2400
F235A.0.23	19,68	10,40	5,75	400°	31,7	32,0	45	120	2355	2445	870	2255
F235A.0.23 L212	19,68	16,65	9,25	400°	31,7	32,0	45	120	2890	2500	1070	2400
F235A.0.23 L213	19,68	18,65	11,20	400°	31,7	32,0	45	120	2975	2500	1070	2400
F235A.0.24	19,27	12,55	7,85	400°	31,7	32,0	45	120	2505	2465	870	2255
F235A.0.24 L212	19,27	18,70	11,35	400°	31,7	32,0	45	120	3040	2500	1070	2400
F235A.0.24 L213	19,27	20,70	13,30	400°	31,7	32,0	45	120	3125	2500	1070	2400
F235A.0.24 L214	19,27	22,60	15,10	400°	31,7	32,0	45	120	3190	2500	1070	2400
F235A.0.25	18,96	14,65	9,85	400°	31,7	32,0	45	120	2625	2480	985	2255
F235AC.0.22	20,69	6,70	2,90	400°	31,7	32,0	45	120	2110	2445	870	2255
F235AC.0.23	20,08	8,75	4,90	400°	31,7	32,0	45	120	2290	2445	870	2255
F235AC.0.23 L212	20,08	15,00	8,40	400°	31,7	32,0	45	120	2820	2500	1070	2400
F235AC.0.23 L213	20,08	17,00	10,35	400°	31,7	32,0	45	120	2905	2500	1070	2400
F235AC.0.24	19,57	10,95	7,00	400°	31,7	32,0	45	120	2435	2465	870	2255
F235AC.0.25	19,47	13,00	9,00	400°	31,7	32,0	45	120	2560	2480	985	2255

F235A.0.21

MAX.	4920	3485
9500	4,30	6,10

F235A.0.22

MAX.	4725	3300	2505	1885	1420	1125
9500	4,30	6,10	8,05	10,10	12,30	14,40

.22 L212

1395	1140	930	655	490	270
10,80	12,55	14,35	16,30	18,40	20,45

F235A.0.23

MAX.	4520	3120	2335	1835	1380	1090	885
9325	4,35	6,20	8,10	10,10	12,30	14,40	16,55

.23 L212

935	785	680	555	465	270
12,80	14,55	16,35	18,35	20,40	22,45

.23 L213

855	705	595	520	435	270
12,90	14,60	16,45	18,40	20,45	22,50

F235A.0.24

MAX.	4335	2960	2185	1690	1330	1045	850	650
9220	4,45	6,25	8,20	10,20	12,30	14,35	16,50	18,65

.24 L212

605	515	450	360	295	250
14,90	16,65	18,45	20,40	22,50	24,55

.24 L213

525	435	370	325	265	225
15,00	16,70	18,50	20,45	22,55	24,60

.24 L214

460	370	305	260	235	195
15,05	16,80	18,60	20,55	22,35	24,40

F235A.0.25

MAX.	4175	2830	2060	1570	1210	1000	810	645	495
9100	4,55	6,35	8,25	10,30	12,35	14,35	16,55	18,65	20,70

C VERSION

F235AC.0.22

MAX.	5820	4585	3230	2375	1780	1370
9500	3,50	4,50	6,40	8,50	10,70	12,75

F235AC.0.23

MAX.	5585	4380	3050	2325	1755	1360	930
9325	3,60	4,55	6,50	8,50	10,70	12,75	14,90

.23 L212

1290	1065	870	610	455	270
11,20	12,90	14,70	16,70	18,80	20,85

.23 L213

1205	985	790	580	430	270
11,30	13,00	14,80	16,75	18,80	20,85

F235AC.0.24

MAX.	5375	4200	2895	2175	1710	1320	930	650
9220	3,65	4,65	6,55	8,55	10,65	12,75	14,90	17,05

F235AC.0.25

MAX.	5185	4040	2765	2050	1585	1280	915	645	495
9100	3,75	4,70	6,65	8,65	10,75	12,75	14,90	17,05	19,10

F235A.2 e-dynamic

CERTIFIED DYNAMIC PERFORMANCE

MEDIUM - DUTY CRANES

e-dynamic standard package

- D850 — Digital Multifunction Distributor Bank — control
- RCH/RCS — Radio Remote Control — control
- FX500 — Fassi Electronic Control — control
- FSC — Fassi Stability Control — control
- CPM — Crane Position Monitoring — control
- MPES — Multi Power Extension System — performance
- PROLINK — Progressive Link — performance
- FS — Flow Sharing — performance
- XF — Extra Fast — performance
- XP — Extra Power — performance
- UHSS — Ultra High Strength Steel — strength
- FWD — Fewer Welds Design — strength
- CQ — Cast Quality — strength
- RPS — Rack and Pinion System — strength

						MPa	l/min	oil				
F235A.2.22	20,09	8,35	4,00	400°	33,5	33,0	45-65	120	2470	2480	920	2410
F235A.2.23	19,88	10,50	6,10	400°	33,5	33,0	45-65	120	2630	2480	985	2410
F235A.2.23 L212	19,88	16,65	9,65	400°	33,5	33,0	45-65	120	3200	2520	1130	2660
F235A.2.23 L213	19,88	18,65	11,55	400°	33,5	33,0	45-65	120	3290	2520	1130	2660
F235A.2.23 L214	19,88	20,55	13,35	400°	33,5	33,0	45-65	120	3340	2520	1130	2660
F235A.2.24	19,27	12,70	8,25	400°	33,5	33,0	45-65	120	2800	2480	985	2410
F235A.2.24 L212	19,27	18,80	11,75	400°	33,5	33,0	45-65	120	3365	2520	1130	2675
F235A.2.24 L213	19,27	20,80	13,70	400°	33,5	33,0	45-65	120	3445	2520	1130	2675
F235A.2.24 L214	19,27	22,70	15,50	400°	33,5	33,0	45-65	120	3500	2520	1130	2675
F235A.2.25	19,06	14,90	10,35	400°	33,5	33,0	45-65	120	2970	2480	985	2410
F235A.2.25 L102	19,06	21,30	13,95	400°	33,5	33,0	45-65	120	3330	2520	1130	2635
F235A.2.26	18,55	17,10	12,45	400°	33,5	33,0	45-65	120	3070	2480	985	2410
F235AC.2.23	20,18	9,10	5,45	400°	33,5	33,0	45-65	120	2570	2480	985	2410
F235AC.2.24	19,67	11,30	7,60	400°	33,5	33,0	45-65	120	2740	2480	985	2410
F235AC.2.24 L212	19,67	17,40	11,10	400°	33,5	33,0	45-65	120	3305	2520	1130	2675
F235AC.2.24 L213	19,67	19,40	13,05	400°	33,5	33,0	45-65	120	3385	2520	1130	2675
F235AC.2.24 L214	19,67	21,30	14,90	400°	33,5	33,0	45-65	120	3440	2520	1130	2675
F235AC.2.25	19,57	13,50	9,70	400°	33,5	33,0	45-65	120	2900	2480	985	2410
F235AC.2.26	19,16	15,70	11,80	400°	33,5	33,0	45-65	120	3020	2480	985	2410

F235A.2.22

15°

MAX.			
6500	4720	3220	2420
	4,30	6,25	8,30

F235A.2.23

15°

MAX.						
6450	4520	3050	2260	1790	1400	1050	850
	4,40	6,35	8,40	10,50	12,70	14,90	17,10

.23 L212 — 10°

940	810	700	550	410	310
13,15	14,90	16,70	18,65	20,75	22,80

.23 L213 — 10°

860	725	620	525	380	300
13,25	14,95	16,75	18,70	20,80	22,85

.23 L214 — 10°

790	660	550	460	365	280
13,30	15,05	16,85	18,80	20,60	22,65

F235A.2.24

15°

MAX.							
6150	4325	2885	2100	1630	1345	1030	830	660
	4,45	6,45	8,45	10,60	12,70	14,90	17,10	19,25

.24 L212 — 10°

615	525	460	335	270	200
15,30	17,00	18,85	20,80	22,90	24,95

.24 L213 — 10°

535	445	380	335	270	200
15,40	17,10	18,90	20,85	22,90	25,00

.24 L214 — 10°

485	380	315	270	240	180
15,45	17,20	19,00	20,90	22,75	24,80

F235A.2.25

15°

MAX.								
5900	4195	2760	1975	1505	1205	985	770	600	500
	4,55	6,50	8,55	10,65	12,80	14,90	17,10	19,30	21,45

.25 L102 — 10°

475	415	370	260
17,70	19,50	21,30	23,15

F235A.2.26

15°

MAX.									
5750	4000	2600	1825	1365	1080	875	740	550	450
	4,65	6,60	8,60	10,75	12,85	15,00	17,10	19,30	21,45

C VERSION

F235AC.2.23

15°

MAX.							
6500	5520	4040	2825	2155	1600	1200	950
	3,65	4,95	7,00	9,10	11,30	13,50	15,70

F235AC.2.24

15°

MAX.								
6500	5305	3860	2665	2005	1615	1200	900	700
	3,70	5,00	7,05	9,20	11,30	13,50	15,70	17,90

.24 L212 — 10°

825	715	620	500	400	300
13,90	15,60	17,45	19,40	21,50	23,55

.24 L213 — 10°

745	630	540	470	380	290
14,00	15,70	17,50	19,45	21,50	23,60

.24 L214 — 10°

685	565	470	405	365	280
14,05	15,80	17,60	19,50	21,35	23,40

F235AC.2.25

15°

MAX.								
6500	5150	3725	2530	1865	1475	1215	900	720	550
	3,80	5,10	7,15	9,25	11,35	13,50	15,70	17,90	20,05

F235AC.2.26

15°

MAX.									
6500	4905	3530	2370	1725	1340	1100	920	660	550
	3,90	5,20	7,20	9,35	11,45	13,60	15,70	17,90	20,05

F235RA.2 e-dynamic

CERTIFIED DYNAMIC PERFORMANCE

MEDIUM - DUTY CRANES

e-dynamic standard package

- **ADC** Automatic Dynamic Control — control
- **D850** Digital Multifunction Distributor Bank — control
- **RCH/RCS** Radio Remote Control — control
- **FX500** Fassi Electronic Control — control
- **FSC** Fassi Stability Control — control
- **CPM** Crane Position Monitoring — control
- **MPES** Multi Power Extension System — performance
- **PROLINK** Progressive Link — performance
- **FS** Flow Sharing — performance
- **XF** Extra Fast — performance
- **XP** Extra Power — performance
- **UHSS** Ultra High Strength Steel — strength
- **FWD** Fewer Welds Design — strength
- **CQ** Cast Quality — strength

				continuous		MPa	l/min	oil				
F235RA.2.22	20,09	8,30	4,00	360°	25,0	33,0	45-65	120	2630	2475	1040	2410
F235RA.2.23	19,88	10,50	6,10	360°	25,0	33,0	45-65	120	2790	2475	1055	2410
F235RA.2.23 L212	19,88	16,65	9,65	360°	25,0	33,0	45-65	120	3360	2500	1215	2660
F235RA.2.23 L213	19,88	18,65	11,55	360°	25,0	33,0	45-65	120	3450	2500	1215	2660
F235RA.2.23 L214	19,88	20,55	13,35	360°	25,0	33,0	45-65	120	3500	2500	1215	2660
F235RA.2.24	19,27	12,70	8,25	360°	25,0	33,0	45-65	120	2960	2475	1055	2410
F235RA.2.24 L212	19,27	18,80	11,75	360°	25,0	33,0	45-65	120	3525	2475	1215	2675
F235RA.2.24 L213	19,27	20,80	13,70	360°	25,0	33,0	45-65	120	3605	2475	1215	2675
F235RA.2.24 L214	19,27	22,70	15,50	360°	25,0	33,0	45-65	120	3660	2475	1215	2675
F235RA.2.25	19,06	14,90	10,35	360°	25,0	33,0	45-65	120	3130	2475	1055	2410
F235RA.2.25 L102	19,06	21,30	13,95	360°	25,0	33,0	45-65	120	3490	2475	1215	2640
F235RA.2.26	18,55	17,10	12,45	360°	25,0	33,0	45-65	120	3230	2480	1055	2410
F235RAC.2.23	20,18	9,10	5,45	360°	25,0	33,0	45-65	120	2730	2475	1055	2410
F235RAC.2.24	19,67	11,30	7,60	360°	25,0	33,0	45-65	120	2900	2475	1055	2410
F235RAC.2.24 L212	19,67	17,40	11,10	360°	25,0	33,0	45-65	120	3465	2475	1215	2675
F235RAC.2.24 L213	19,67	19,40	13,05	360°	25,0	33,0	45-65	120	3545	2475	1215	2675
F235RAC.2.24 L214	19,67	21,30	14,85	360°	25,0	33,0	45-65	120	3600	2475	1215	2675
F235RAC.2.25	19,57	13,50	9,70	360°	25,0	33,0	45-65	120	3060	2475	1055	2410
F235RAC.2.26	19,16	15,70	11,80	360°	25,0	33,0	45-65	120	3180	2480	1055	2410

F235RA.2.22

15°

MAX.			
6500	4720	3220	2420
	4,30	6,25	8,30

F235RA.2.23

15°

MAX.						
6450	4520	3050	2260	1790	1400	1050	850
	4,40	6,35	8,40	10,50	12,70	14,90	17,10

.23 L212 — 10°

940	810	700	550	410	310
13,15	14,90	16,70	18,65	20,75	22,80

.23 L213 — 10°

860	725	620	525	380	300
13,25	14,95	16,75	18,70	20,80	22,85

.23 L214 — 10°

790	660	550	460	365	280
13,30	15,05	16,85	18,80	20,60	22,65

F235RA.2.24

15°

MAX.							
6150	4325	2885	2100	1630	1345	1030	830	660
	4,45	6,45	8,45	10,60	12,70	14,90	17,10	19,25

.24 L212 — 10°

615	525	460	335	270	200
15,30	17,00	18,85	20,80	22,90	24,95

.24 L213 — 10°

535	445	380	335	270	200
15,40	17,10	18,90	20,85	22,90	25,00

.24 L214 — 10°

485	380	315	270	240	180
15,45	17,20	19,00	20,90	22,75	24,80

F235RA.2.25

15°

MAX.								
5900	4195	2760	1975	1505	1205	985	770	600	500
	4,55	6,50	8,55	10,65	12,80	14,90	17,10	19,30	21,45

.25 L102 — 10°

475	415	370	260
17,70	19,50	21,30	23,15

F235RA.2.26

15°

MAX.									
5750	4000	2600	1825	1365	1080	875	740	550	450
	4,65	6,60	8,60	10,75	12,85	15,00	17,10	19,30	21,45

C VERSION

F235RAC.2.23

15°

MAX.							
6500	5520	4040	2825	2155	1600	1200	950
	3,65	4,95	7,00	9,10	11,30	13,50	15,70

F235RAC.2.24

15°

MAX.								
6500	5305	3860	2665	2005	1615	1200	900	700
	3,70	5,00	7,05	9,20	11,30	13,50	15,70	17,90

.24 L212 — 10°

825	715	620	500	400	300
13,90	15,60	17,45	19,40	21,50	23,55

.24 L213 — 10°

745	630	540	470	380	290
14,00	15,70	17,50	19,45	21,50	23,60

.24 L214 — 10°

685	565	470	405	365	280
14,05	15,80	17,60	19,50	21,35	23,40

F235RAC.2.25

15°

MAX.								
6500	5150	3725	2530	1865	1475	1215	900	720	550
	3,80	5,10	7,15	9,25	11,35	13,50	15,70	17,90	20,05

F235RAC.2.26

15°

MAX.									
6500	4905	3530	2370	1725	1340	1100	920	660	550
	3,90	5,20	7,20	9,35	11,45	13,60	15,70	17,90	20,05

F245A.0 active / e-active

CERTIFIED DYNAMIC PERFORMANCE

MEDIUM - DUTY CRANES

active / e-active standard package

- **S800 — Multifunction Distributor Bank — control
- *D850 — Digital Multifunction Distributor Bank — control
- *RCH/RCS — Radio Remote Control — control
- FX500 — Fassi Electronic Control — control
- FSC — Fassi Stability Control — control
- CPM — Crane Position Monitoring — control
- MPES — Multi Power Extension System — performance
- *FS — Flow Sharing — performance
- UHSS — Ultra High Strength Steel — strength
- FWD — Fewer Welds Design — strength
- CQ — Cast Quality — strength
- RPS — Rack and Pinion System — strength

						MPa	l/min	oil				
F245A.0.22	23,55	8,40	3,80	420°	37,1	30,5	45-65	190	2400	2530	1065	2350
F245A.0.23	23,34	10,45	5,80	420°	37,1	30,5	45-65	190	2560	2530	1065	2350
F245A.0.23 L212	23,34	16,60	9,30	420°	37,1	30,5	45-65	190	3200	2530	1235	2350
F245A.0.23 L213	23,34	18,60	11,25	420°	37,1	30,5	45-65	190	3280	2530	1235	2350
F245A.0.23 L214	23,34	20,50	13,05	420°	37,1	30,5	45-65	190	3350	2530	1235	2350
F245A.0.24	22,53	12,55	7,85	420°	37,1	30,5	45-65	190	2720	2530	1065	2350
F245A.0.24 L212	22,53	18,70	11,35	420°	37,1	30,5	45-65	190	3360	2530	1235	2350
F245A.0.24 L213	22,53	20,70	13,30	420°	37,1	30,5	45-65	190	3440	2530	1235	2350
F245A.0.24 L214	22,53	22,60	15,10	420°	37,1	30,5	45-65	190	3510	2530	1235	2350
F245A.0.25	22,22	14,70	9,90	420°	37,1	30,5	45-65	190	2860	2530	1065	2350
F245A.0.25 L102	22,22	21,10	13,50	420°	37,1	30,5	45-65	190	3325	2530	1235	2350
F245A.0.26	22,12	16,80	11,90	420°	37,1	30,5	45-65	190	2970	2550	1065	2350
F245AC.0.23	23,45	9,15	5,25	420°	37,1	30,5	45-65	190	2510	2530	1065	2350
F245AC.0.24	22,83	11,25	7,30	420°	37,1	30,5	45-65	190	2670	2530	1065	2350
F245AC.0.24 L212	22,83	17,40	10,80	420°	37,1	30,5	45-65	190	3310	2530	1235	2350
F245AC.0.24 L213	22,83	19,40	12,75	420°	37,1	30,5	45-65	190	3390	2530	1235	2350
F245AC.0.24 L214	22,83	21,30	14,55	420°	37,1	30,5	45-65	190	3460	2530	1235	2350
F245AC.0.25	22,63	13,40	9,30	420°	37,1	30,5	45-65	190	2810	2530	1065	2350
F245AC.0.26	22,22	15,50	11,35	420°	37,1	30,5	45-65	190	2920	2550	1065	2350

** *available only for **active** standard package* * *available only for **e-active** standard package*

F245A.0.22



MAX. 8900	5550	3855	2915
	4,25	6,10	8,05

F245A.0.23

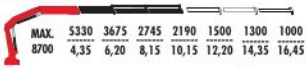

MAX. 8700	5330	3675	2745	2190	1500	1300	1000
	4,35	6,20	8,15	10,15	12,20	14,35	16,45

.23 L212

1240	1050	910	600	460	260
12,75	14,45	16,25	18,25	20,35	22,40

.23 L213

1155	965	825	640	480	280
12,80	14,55	16,35	18,30	20,35	22,25

.23 L214

1090	900	755	575	460	280
12,90	14,60	16,45	18,35	20,15	22,25

F245A.0.24

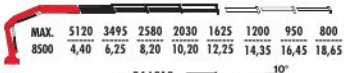

MAX. 8500	5120	3495	2580	2030	1625	1200	950	800
	4,40	6,25	8,20	10,20	12,25	14,35	16,45	18,65

.24 L212

840	725	635	500	400	260
14,85	16,55	18,35	20,35	22,40	24,50

.24 L213

760	640	550	490	400	250
14,90	16,65	18,45	20,35	22,45	24,50

.24 L214

690	575	485	420	380	250
15,00	16,70	18,50	20,45	22,25	24,30

F245A.0.25

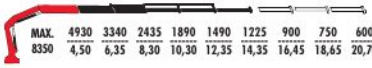

MAX. 8350	4930	3340	2435	1890	1490	1225	900	750	600
	4,50	6,35	8,30	10,30	12,35	14,35	16,45	18,65	20,70

.25 L102

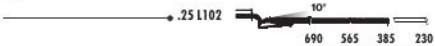

690	565	385	230
17,15	18,95	20,75	22,60

F245A.0.26

MAX. 8200	5400	3210	2320	1780	1380	1120	950	700	500
	4,10	6,40	8,35	10,35	12,40	14,45	16,50	18,65	20,70

C VERSION

F245AC.0.23



MAX. 8900	6500	4760	3370	2600	1650	1400	1100
	3,60	4,90	6,85	8,80	10,90	13,05	15,15

F245AC.0.24

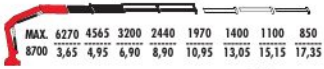

MAX. 8700	6270	4565	3200	2440	1970	1400	1100	850
	3,65	4,95	6,90	8,90	10,95	13,05	15,15	17,35

.24 L212

1080	920	805	630	460	280
13,55	15,25	17,05	19,05	21,10	23,20

.24 L213

995	835	720	630	460	280
13,60	15,35	17,15	19,05	21,15	23,20

.24 L214

920	770	650	565	460	280
13,70	15,40	17,20	19,15	20,95	23,00

F245AC.0.25

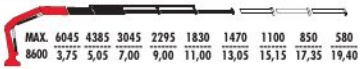

MAX. 8600	6045	4385	3045	2295	1830	1470	1100	850	580
	3,75	5,05	7,00	9,00	11,00	13,05	15,15	17,35	19,40

F245AC.0.26

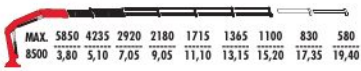

MAX. 8500	5850	4235	2920	2180	1715	1365	1100	830	580
	3,80	5,10	7,05	9,05	11,10	13,15	15,20	17,35	19,40

F245A.2 e-dynamic

CERTIFIED DYNAMIC PERFORMANCE

MEDIUM - DUTY CRANES

e-dynamic standard package

- ADC – Automatic Dynamic Control – control
- D850 – Digital Multifunction Distributor Bank – control
- RCH/RCS – Radio Remote Control – control
- FX500 – Fassi Electronic Control – control
- FSC – Fassi Stability Control – control
- CPM – Crane Position Monitoring – control
- MPES – Multi Power Extension System – performance
- PROLINK – Progressive Link – performance
- FS – Flow Sharing – performance
- XF – Extra Fast – performance
- UHSS – Ultra High Strength Steel – strength
- FWD – Fewer Welds Design – strength
- CQ – Cast Quality – strength
- RPS – Rack and Pinion System – strength

						MPa	l/min	oil				
F245A.2.22	23,34	8,15	3,80	420°	37,1	30,5	45-65	190	2750	2515	1050	2400
F245A.2.23	22,83	10,20	5,80	420°	37,1	30,5	45-65	190	2965	2515	1105	2400
F245A.2.23 L212	22,83	16,35	9,30	420°	37,1	30,5	45-65	190	3500	2515	1285	2585
F245A.2.23 L213	22,83	18,35	11,25	420°	37,1	30,5	45-65	190	3585	2515	1285	2585
F245A.2.24	22,32	12,30	7,75	420°	37,1	30,5	45-65	190	3175	2515	1105	2400
F245A.2.24 L212	22,32	18,40	11,30	420°	37,1	30,5	45-65	190	3670	2515	1285	2625
F245A.2.24 L213	22,32	20,40	13,25	420°	37,1	30,5	45-65	190	3750	2515	1285	2625
F245A.2.24 L214	22,32	22,30	15,05	420°	37,1	30,5	45-65	190	3820	2515	1285	2625
F245A.2.25	21,61	14,55	10,00	420°	37,1	30,5	45-65	190	3350	2515	1105	2400
F245A.2.25 L212	21,61	20,70	13,50	420°	37,1	30,5	45-65	190	3850	2515	1285	2660
F245A.2.25 L213	21,61	22,70	15,45	420°	37,1	30,5	45-65	190	3935	2515	1285	2660
F245A.2.26	21,10	16,85	12,20	420°	37,1	30,5	45-65	190	3515	2520	1105	2400
F245A.2.26 L102	21,10	23,22	15,70	420°	37,1	30,5	45-65	190	3835	2545	1285	2585
F245A.2.28	20,08	20,90	16,15	420°	37,1	30,5	45-65	190	3775	2550	1165	2400
F245AC.2.23	23,24	8,60	5,00	420°	37,1	30,5	45-65	190	2880	2515	1105	2400
F245AC.2.24	22,94	10,65	6,95	420°	37,1	30,5	45-65	190	3090	2515	1105	2400
F245AC.2.24 L212	22,94	16,80	10,50	420°	37,1	30,5	45-65	190	3590	2515	1285	2625
F245AC.2.24 L213	22,94	18,80	12,45	420°	37,1	30,5	45-65	190	3670	2515	1285	2625
F245AC.2.24 L214	22,94	20,70	12,20	420°	37,1	30,5	45-65	190	3740	2515	1285	2625
F245AC.2.25	22,22	12,95	9,20	420°	37,1	30,5	45-65	190	3265	2515	1105	2400
F245AC.2.26	22,02	15,25	11,40	420°	37,1	30,5	45-65	190	3430	2520	1105	2400

F245A.2.22

15°

MAX. 8000	5435 / 4,30	3775 / 6,15	2865 / 8,10	2175 / 10,20	1700 / 12,35

F245A.2.23

15°

MAX. 8000	5190 / 4,40	3560 / 6,25	2655 / 8,20	2120 / 10,20	1655 / 12,30	1300 / 14,60	1020 / 16,90

.23 L212 — 10°

1245 / 12,80	1080 / 14,50	950 / 16,30	700 / 18,30	480 / 20,40	280 / 22,45

.23 L213 — 10°

1155 / 12,85	995 / 14,60	865 / 16,40	670 / 18,35	500 / 20,40	280 / 22,45

F245A.2.24

15°

MAX. 8000	4955 / 4,50	3350 / 6,35	2455 / 8,30	1920 / 10,25	1590 / 12,25	1245 / 14,55	980 / 16,85	785 / 19,15

.24 L212 — 10°

850 / 14,85	745 / 16,60	655 / 18,40	540 / 20,40	455 / 22,45	280 / 24,50

.24 L213 — 10°

765 / 14,95	660 / 16,65	570 / 18,45	505 / 20,40	425 / 22,50	280 / 24,55

.24 L214 — 10°

695 / 15,05	595 / 16,75	500 / 18,55	435 / 20,50	395 / 22,30	280 / 24,35

F245A.2.25

15°

MAX. 7795	4740 / 4,55	3165 / 6,40	2275 / 8,35	1745 / 10,35	1415 / 12,35	1180 / 14,55	930 / 16,85	740 / 19,15	620 / 21,35

.25 L212 — 10°

525 / 17,15	455 / 18,85	405 / 20,65	320 / 22,65	260 / 24,75	215 / 26,80

.25 L213 — 10°

445 / 17,25	370 / 18,95	320 / 20,75	285 / 22,70	230 / 24,75	185 / 26,80

F245A.2.26

15°

MAX. 7675	4545 / 4,65	2995 / 6,50	2115 / 8,45	1585 / 10,45	1255 / 12,45	1025 / 14,65	865 / 16,85	685 / 19,15	575 / 21,35

.26 L102 — 10°

405 / 19,60	355 / 21,40	320 / 23,20	235 / 25,05

F245A.2.28

15°

MAX. 7480	4235 / 4,75	2720 / 6,60	1850 / 8,55	1320 / 10,55	990 / 12,55	760 / 14,75	600 / 16,95	505 / 18,85	440 / 20,90

C VERSION

F245AC.2.23

15°

MAX. 8000	6445 / 3,60	4970 / 4,65	3460 / 6,60	2650 / 8,60	2035 / 10,70	1585 / 13,00	1270 / 15,30

F245AC.2.24

15°

MAX. 8000	6175 / 3,70	4740 / 4,75	3250 / 6,70	2445 / 8,65	1970 / 10,65	1535 / 12,95	1225 / 15,25	990 / 17,55

.24 L212 — 10°

1140 / 13,25	990 / 15,00	880 / 16,80	685 / 18,75	480 / 20,85	280 / 22,90

.24 L213 — 10°

1050 / 13,35	905 / 15,05	795 / 16,85	655 / 18,80	485 / 20,90	280 / 22,95

.24 L214 — 10°

980 / 13,45	835 / 15,15	725 / 16,95	585 / 18,90	470 / 20,70	280 / 22,75

F245AC.2.25

15°

MAX. 8000	5935 / 3,75	4530 / 4,80	3065 / 6,75	2270 / 8,75	1795 / 10,75	1475 / 12,95	1175 / 15,25	950 / 17,55	730 / 19,75

F245AC.2.26

15°

MAX. 8000	5710 / 3,85	4340 / 4,90	2900 / 6,85	2105 / 8,85	1640 / 10,85	1315 / 13,05	1110 / 15,25	900 / 17,55	720 / 19,75

F255A.2 xe-dynamic

MEDIUM - DUTY CRANES

xe-dynamic standard package

- ADC – Automatic Dynamic Control – control
- D850 – Digital Multifunction Distributor Bank – control
- RCH/RCS – Radio Remote Control – control
- FX500 – Fassi Electronic Control – control
- FSC – Fassi Stability Control – control
- CPM – Crane Position Monitoring – control
- MPES – Multi Power Extension System – performance
- PROLINK – Progressive Link – performance
- FS – Flow Sharing – performance
- XF – Extra Fast – performance
- XP – Extra Power – performance
- UHSS – Ultra High Strength Steel – strength
- FWD – Fewer Welds Design – strength
- CQ – Cast Quality – strength
- RPS – Rack and Pinion System – strength

						MPa	l/min	oil				
F255A.2.22	21,72	8,35	4,00	400°	33,5	34,0	45-65	120	2470	2480	920	2410
F255A.2.23	21,30	10,50	6,10	400°	33,5	34,0	45-65	120	2630	2480	985	2410
F255A.2.23 L212	21,30	16,65	9,65	400°	33,5	34,0	45-65	120	3200	2520	1130	2660
F255A.2.23 L213	21,30	18,65	11,55	400°	33,5	34,0	45-65	120	3290	2520	1130	2660
F255A.2.23 L214	21,30	20,55	13,35	400°	33,5	34,0	45-65	120	3340	2520	1130	2660
F255A.2.24	20,70	12,70	8,25	400°	33,5	34,0	45-65	120	2800	2480	985	2410
F255A.2.24 L212	20,70	18,80	11,75	400°	33,5	34,0	45-65	120	3365	2520	1130	2675
F255A.2.24 L213	20,70	20,80	13,70	400°	33,5	34,0	45-65	120	3445	2520	1130	2675
F255A.2.24 L214	20,70	22,70	15,50	400°	33,5	34,0	45-65	120	3500	2520	1130	2675
F255A.2.25	20,29	14,90	10,35	400°	33,5	34,0	45-65	120	2970	2480	985	2410
F255A.2.25 L102	20,29	21,30	13,95	400°	33,5	34,0	45-65	120	3330	2520	1130	2635
F255A.2.26	19,98	17,10	12,45	400°	33,5	34,0	45-65	120	3070	2480	985	2410
F255AC.2.23	21,61	9,10	5,45	400°	33,5	34,0	45-65	120	2570	2480	985	2410
F255AC.2.24	21,10	11,30	7,60	400°	33,5	34,0	45-65	120	2740	2480	985	2410
F255AC.2.24 L212	21,10	17,40	11,10	400°	33,5	34,0	45-65	120	3305	2520	1130	2675
F255AC.2.24 L213	21,10	19,40	13,05	400°	33,5	34,0	45-65	120	3385	2520	1130	2675
F255AC.2.24 L214	21,10	21,30	14,90	400°	33,5	34,0	45-65	120	3440	2520	1130	2675
F255AC.2.25	20,70	13,50	9,70	400°	33,5	34,0	45-65	120	2900	2480	985	2410
F255AC.2.26	20,60	15,70	11,80	400°	33,5	34,0	45-65	120	3020	2480	985	2410

F255A.2.22

15°

MAX.			
6500	5050	3455	2600
	4,30	6,25	8,30

F255A.2.23

15°

MAX.						
6450	4845	3285	2440	1935	1460	1135	910
	4,40	6,35	8,40	10,50	12,70	14,90	17,10

.23 L212 — 10°

1040	875	760	615	460	355
13,15	14,90	16,70	18,65	20,75	22,80

.23 L213 — 10°

955	795	675	585	430	330
13,25	14,95	16,75	18,70	20,80	22,85

.23 L214 — 10°

885	725	610	520	410	320
13,30	15,05	16,85	18,80	20,60	22,65

F255A.2.24

15°

MAX.							
6150	4650	3115	2280	1775	1415	1100	875	700
	4,45	6,45	8,45	10,60	12,70	14,90	17,10	19,25

.24 L212 — 10°

680	585	515	415	350	295
15,30	17,00	18,85	20,80	22,90	24,95

.24 L213 — 10°

600	505	430	380	315	265
15,40	17,10	18,90	20,85	22,90	25,00

.24 L214 — 10°

535	440	365	315	285	235
15,45	17,20	19,00	20,90	22,75	24,80

F255A.2.25

15°

MAX.								
5900	4450	2945	2120	1620	1260	1030	815	640	540
	4,55	6,50	8,55	10,65	12,80	14,90	17,10	19,30	21,45

.25 L102 — 10°

530	465	415	315
17,70	19,50	21,30	23,15

F255A.2.26

15°

MAX.									
5750	4290	2815	2000	1505	1150	920	775	600	500
	4,65	6,60	8,60	10,75	12,85	15,00	17,10	19,30	21,45

C VERSION

F255AC.2.23

15°

MAX.							
6500	5910	4335	3035	2320	1785	1370	1090
	3,65	4,95	7,00	9,10	11,30	13,50	15,70

F255AC.2.24

15°

MAX.								
6500	5690	4155	2875	2170	1745	1335	1060	850
	3,70	5,00	7,05	9,20	11,30	13,50	15,70	17,90

.24 L212 — 10°

915	775	675	560	455	355
13,90	15,60	17,45	19,40	21,50	23,55

.24 L213 — 10°

830	695	595	520	435	335
14,00	15,70	17,50	19,45	21,50	23,60

.24 L214 — 10°

765	630	530	455	410	320
14,05	15,80	17,60	19,50	21,35	23,40

F255AC.2.25

15°

MAX.								
6500	5455	3955	2695	1995	1580	1265	1000	800	620
	3,80	5,10	7,15	9,25	11,35	13,50	15,70	17,90	20,05

F255AC.2.26

15°

MAX.									
6500	5275	3815	2580	1885	1470	1155	960	780	610
	3,90	5,20	7,20	9,35	11,45	13,60	15,70	17,90	20,05

F255RA.2 xe-dynamic

MEDIUM - DUTY CRANES

xe-dynamic standard package

- **ADC** – Automatic Dynamic Control – control
- **D850** – Digital Multifunction Distributor Bank – control
- **RCH/RCS** – Radio Remote Control – control
- **FX500** – Fassi Electronic Control – control
- **FSC** – Fassi Stability Control – control
- **CPM** – Crane Position Monitoring – control
- **MPES** – Multi Power Extension System – performance
- **PROLINK** – Progressive Link – performance
- **FS** – Flow Sharing – performance
- **XF** – Extra Fast – performance
- **XP** – Extra Power – performance
- **UHSS** – Ultra High Strength Steel – strength
- **FWD** – Fewer Welds Design – strength
- **CQ** – Cast Quality – strength

				continuous		MPa	l/min	oil				
F255RA.2.22	21,72	8,30	4,00	360°	25,0	34,0	45-65	120	2630	2475	1040	2410
F255RA.2.23	21,30	10,50	6,10	360°	25,0	34,0	45-65	120	2790	2475	1055	2410
F255RA.2.23 L212	21,30	16,65	9,65	360°	25,0	34,0	45-65	120	3360	2500	1215	2660
F255RA.2.23 L213	21,30	18,65	11,55	360°	25,0	34,0	45-65	120	3450	2500	1215	2660
F255RA.2.23 L214	21,30	20,55	13,35	360°	25,0	34,0	45-65	120	3500	2500	1215	2660
F255RA.2.24	20,70	12,70	8,25	360°	25,0	34,0	45-65	120	2960	2475	1055	2410
F255RA.2.24 L212	20,70	18,80	11,75	360°	25,0	34,0	45-65	120	3525	2475	1215	2675
F255RA.2.24 L213	20,70	20,80	13,70	360°	25,0	34,0	45-65	120	3605	2475	1215	2675
F255RA.2.24 L214	20,70	22,70	15,50	360°	25,0	34,0	45-65	120	3660	2475	1215	2675
F255RA.2.25	20,29	14,90	10,35	360°	25,0	34,0	45-65	120	3130	2475	1055	2410
F255RA.2.25 L102	20,29	21,30	13,95	360°	25,0	34,0	45-65	120	3490	2475	1215	2640
F255RA.2.26	19,98	17,10	12,45	360°	25,0	34,0	45-65	120	3230	2480	1055	2410
F255RAC.2.23	21,61	9,10	5,45	360°	25,0	34,0	45-65	120	2730	2475	1055	2410
F255RAC.2.24	21,10	11,30	7,60	360°	25,0	34,0	45-65	120	2900	2475	1055	2410
F255RAC.2.24 L212	21,10	17,40	11,10	360°	25,0	34,0	45-65	120	3465	2475	1215	2675
F255RAC.2.24 L213	21,10	19,40	13,05	360°	25,0	34,0	45-65	120	3545	2475	1215	2675
F255RAC.2.24 L214	21,10	21,30	14,85	360°	25,0	34,0	45-65	120	3600	2475	1215	2675
F255RAC.2.25	20,70	13,50	9,70	360°	25,0	34,0	45-65	120	3060	2475	1055	2410
F255RAC.2.26	20,60	15,70	11,80	360°	25,0	34,0	45-65	120	3180	2480	1055	2410

F255RA.2.22

15°

MAX. 6500	5050 / 4,30	3455 / 6,25	2600 / 8,30

F255RA.2.23

15°

MAX. 6450	4845 / 4,40	3285 / 6,35	2440 / 8,40	1935 / 10,50	1460 / 12,70	1135 / 14,90	910 / 17,10

.23 L212 — 10°

1040 / 13,15	875 / 14,90	760 / 16,70	615 / 18,65	460 / 20,75	355 / 22,80

.23 L213 — 10°

955 / 13,25	795 / 14,95	675 / 16,75	585 / 18,70	430 / 20,80	330 / 22,85

.23 L214 — 10°

885 / 13,30	725 / 15,05	610 / 16,85	520 / 18,80	410 / 20,60	320 / 22,65

F255RA.2.24

15°

MAX. 6150	4650 / 4,45	3115 / 6,45	2280 / 8,45	1775 / 10,60	1415 / 12,70	1100 / 14,90	875 / 17,10	700 / 19,25

.24 L212 — 10°

680 / 15,30	585 / 17,00	515 / 18,85	415 / 20,80	350 / 22,90	295 / 24,95

.24 L213 — 10°

600 / 15,40	505 / 17,10	430 / 18,90	380 / 20,85	315 / 22,90	265 / 25,00

.24 L214 — 10°

535 / 15,45	440 / 17,20	365 / 19,00	315 / 20,90	285 / 22,75	235 / 24,80

F255RA.2.25

15°

MAX. 5900	4450 / 4,55	2945 / 6,50	2120 / 8,55	1620 / 10,65	1260 / 12,80	1030 / 14,90	815 / 17,10	640 / 19,30	540 / 21,45

.25 L102 — 10°

530 / 17,70	465 / 19,50	415 / 21,30	315 / 23,15

F255RA.2.26

15°

MAX. 5750	4290 / 4,65	2815 / 6,60	2000 / 8,60	1505 / 10,75	1150 / 12,85	920 / 15,00	775 / 17,10	600 / 19,30	500 / 21,45

C VERSION

F255RAC.2.23

15°

MAX. 6500	5910 / 3,65	4335 / 4,95	3035 / 7,00	2320 / 9,10	1785 / 11,30	1370 / 13,50	1090 / 15,70

F255RAC.2.24

15°

MAX. 6500	5690 / 3,70	4155 / 5,00	2875 / 7,05	2170 / 9,20	1745 / 11,30	1335 / 13,50	1060 / 15,70	850 / 17,90

.24 L212 — 10°

915 / 13,90	775 / 15,60	675 / 17,45	560 / 19,40	455 / 21,50	355 / 23,55

.24 L213 — 10°

830 / 14,00	695 / 15,70	595 / 17,50	520 / 19,45	435 / 21,50	335 / 23,60

.24 L214 — 10°

765 / 14,05	630 / 15,80	530 / 17,60	455 / 19,50	410 / 21,35	320 / 23,40

F255RAC.2.25

15°

MAX. 6500	5455 / 3,80	3955 / 5,10	2695 / 7,15	1995 / 9,25	1580 / 11,35	1265 / 13,50	1000 / 15,70	800 / 17,90	620 / 20,05

F255RAC.2.26

15°

MAX. 6500	5275 / 3,90	3815 / 5,20	2580 / 7,20	1885 / 9,35	1470 / 11,45	1155 / 13,60	960 / 15,70	780 / 17,90	610 / 20,05

F275A.0 e-active

CERTIFIED DYNAMIC PERFORMANCE

MEDIUM - DUTY CRANES

e-active standard package

- D850 — Digital Multifunction Distributor Bank — control
- RCH/RCS — Radio Remote Control — control
- FX500 — Fassi Electronic Control — control
- FSC — Fassi Stability Control — control
- CPM — Crane Position Monitoring — control
- MPES — Multi Power Extension System — performance
- FS — Flow Sharing — performance
- XP — Extra Power — performance
- UHSS — Ultra High Strength Steel — strength
- FWD — Fewer Welds Design — strength
- CQ — Cast Quality — strength
- RPS — Rack and Pinion System — strength

						MPa	l/min	oil					
F275A.0.22	25,38	8,40	3,80	420°	37,1	32,5	45-65	190	2400	2530	1065	2350
F275A.0.23	25,08	10,45	5,80	420°	37,1	32,5	45-65	190	2560	2530	1065	2350
F275A.0.23 L212	25,08	16,60	9,30	420°	37,1	32,5	45-65	190	3200	2530	1235	2350
F275A.0.23 L213	25,08	18,60	11,25	420°	37,1	32,5	45-65	190	3280	2530	1235	2350
F275A.0.23 L214	25,08	20,50	13,05	420°	37,1	32,5	45-65	190	3350	2530	1235	2350
F275A.0.24	24,26	12,55	7,85	420°	37,1	32,5	45-65	190	2720	2530	1065	2350
F275A.0.24 L212	24,26	18,70	11,35	420°	37,1	32,5	45-65	190	3360	2530	1235	2350
F275A.0.24 L213	24,26	20,70	13,30	420°	37,1	32,5	45-65	190	3440	2530	1235	2350
F275A.0.24 L214	24,26	22,60	15,10	420°	37,1	32,5	45-65	190	3510	2530	1235	2350
F275A.0.25	23,96	14,70	9,90	420°	37,1	32,5	45-65	190	2860	2530	1065	2350
F275A.0.25 L102	23,96	21,10	13,50	420°	37,1	32,5	45-65	190	3325	2530	1235	2350
F275A.0.26	23,45	16,80	11,90	420°	37,1	32,5	45-65	190	2970	2550	1065	2350
F275AC.0.23	25,18	9,15	5,25	420°	37,1	32,5	45-65	190	2510	2530	1065	2350
F275AC.0.24	24,57	11,25	7,30	420°	37,1	32,5	45-65	190	2670	2530	1065	2350
F275AC.0.24 L212	24,57	17,40	10,80	420°	37,1	32,5	45-65	190	3310	2530	1235	2350
F275AC.0.24 L213	24,57	19,40	12,75	420°	37,1	32,5	45-65	190	3390	2530	1235	2350
F275AC.0.24 L214	24,57	21,30	14,55	420°	37,1	32,5	45-65	190	3460	2530	1235	2350
F275AC.0.25	24,36	13,40	9,30	420°	37,1	32,5	45-65	190	2810	2530	1065	2350
F275AC.0.26	23,96	15,50	11,35	420°	37,1	32,5	45-65	190	2920	2550	1065	2350

F275A.0.22



MAX. 9500	5975 / 4,25	4160 / 6,10	3150 / 8,05

F275A.0.23

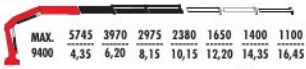

MAX. 9400	5745 / 4,35	3970 / 6,20	2975 / 8,15	2380 / 10,15	1650 / 12,20	1400 / 14,35	1100 / 16,45

.23 L212

1370 / 12,75	1160 / 14,45	1000 / 16,25	660 / 18,25	500 / 20,35	280 / 22,40

.23 L213

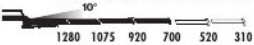

1280 / 12,80	1075 / 14,55	920 / 16,35	700 / 18,30	520 / 20,35	310 / 22,25

.23 L214



1210 / 12,90	1000 / 14,60	850 / 16,45	635 / 18,35	505 / 20,15	310 / 22,25

F275A.0.24

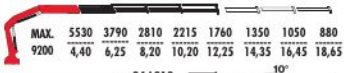

MAX. 9200	5530 / 4,40	3790 / 6,25	2810 / 8,20	2215 / 10,20	1760 / 12,25	1350 / 14,35	1050 / 16,45	880 / 18,65

.24 L212

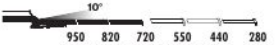

950 / 14,85	820 / 16,55	720 / 18,35	550 / 20,35	440 / 22,40	280 / 24,50

.24 L213

865 / 14,90	735 / 16,65	635 / 18,45	565 / 20,35	440 / 22,45	280 / 24,50

.24 L214

800 / 15,00	665 / 16,70	570 / 18,50	500 / 20,45	450 / 22,25	280 / 24,30

F275A.0.25

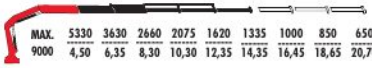

MAX. 9000	5330 / 4,50	3630 / 6,35	2660 / 8,30	2075 / 10,30	1620 / 12,35	1335 / 14,35	1000 / 16,45	850 / 18,65	650 / 20,70

.25 L102

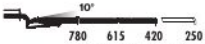

780 / 17,15	615 / 18,95	420 / 20,75	250 / 22,60

F275A.0.26



MAX. 8850	5160 / 4,55	3495 / 6,40	2540 / 8,35	1960 / 10,35	1510 / 12,40	1230 / 14,45	1040 / 16,50	800 / 18,65	550 / 20,70

C VERSION

F275AC.0.23



MAX. 9400	7000 / 3,60	5130 / 4,90	3640 / 6,85	2815 / 8,80	1850 / 10,90	1550 / 13,05	1200 / 15,15

F275AC.0.24

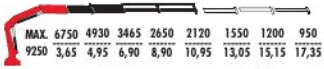

MAX. 9250	6750 / 3,65	4930 / 4,95	3465 / 6,90	2650 / 8,90	2120 / 10,95	1550 / 13,05	1200 / 15,15	950 / 17,35

.24 L212

1200 / 13,55	1025 / 15,25	895 / 17,05	700 / 19,05	500 / 21,20	300 / 23,20

.24 L213



1115 / 13,60	940 / 15,35	810 / 17,15	700 / 19,05	500 / 21,15	300 / 23,20

.24 L214

1045 / 13,70	870 / 15,40	740 / 17,20	630 / 19,15	500 / 20,95	300 / 23,00

F275AC.0.25

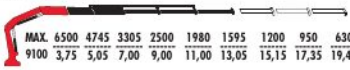

MAX. 9100	6500 / 3,75	4745 / 5,05	3305 / 7,00	2500 / 9,00	1980 / 11,00	1595 / 13,05	1200 / 15,15	950 / 17,35	630 / 19,40

F275AC.0.26

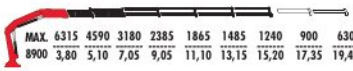

MAX. 8900	6315 / 3,80	4590 / 5,10	3180 / 7,05	2385 / 9,05	1865 / 11,10	1485 / 13,15	1240 / 15,20	900 / 17,35	630 / 19,40

F275A.2 e-dynamic

CERTIFIED DYNAMIC PERFORMANCE

MEDIUM - DUTY CRANES

e-dynamic standard package

- **ADC** Automatic Dynamic Control — control
- **D850** Digital Multifunction Distributor Bank — control
- **RCH/RCS** Radio Remote Control — control
- **FX500** Fassi Electronic Control — control
- **FSC** Fassi Stability Control — control
- **CPM** Crane Position Monitoring — control
- **MPES** Multi Power Extension System — performance
- **PROLINK** Progressive Link — performance
- **FS** Flow Sharing — performance
- **XF** Extra Fast — performance
- **XP** Extra Power — performance
- **UHSS** Ultra High Strength Steel — strength
- **FWD** Fewer Welds Design — strength
- **CQ** Cast Quality — strength
- **RPS** Rack and Pinion System — strength

						MPa	l/min	oil				
F275A.2.22	25,18	8,15	3,80	420°	37,1	32,5	45-65	190	2750	2515	1050	2400
F275A.2.23	24,67	10,20	5,80	420°	37,1	32,5	45-65	190	2965	2515	1105	2400
F275A.2.23 L212	24,67	16,35	9,30	420°	37,1	32,5	45-65	190	3500	2515	1285	2585
F275A.2.23 L213	24,67	18,35	11,25	420°	37,1	32,5	45-65	190	3585	2515	1285	2585
F275A.2.24	24,16	12,30	7,75	420°	37,1	32,5	45-65	190	3175	2515	1105	2400
F275A.2.24 L212	24,16	18,40	11,30	420°	37,1	32,5	45-65	190	3670	2515	1285	2625
F275A.2.24 L213	24,16	20,40	13,25	420°	37,1	32,5	45-65	190	3750	2515	1285	2625
F275A.2.24 L214	24,16	22,30	15,05	420°	37,1	32,5	45-65	190	3820	2515	1285	2625
F275A.2.25	23,45	14,55	10,00	420°	37,1	32,5	45-65	190	3350	2515	1105	2400
F275A.2.25 L212	23,45	20,70	13,50	420°	37,1	32,5	45-65	190	3850	2515	1285	2660
F275A.2.25 L213	23,45	22,70	15,45	420°	37,1	32,5	45-65	190	3935	2515	1285	2660
F275A.2.26	22,94	16,85	12,20	420°	37,1	32,5	45-65	190	3515	2520	1105	2400
F275A.2.26 L102	22,94	23,22	15,70	420°	37,1	32,5	45-65	190	3835	2545	1285	2585
F275A.2.28	22,02	20,90	16,15	420°	37,1	32,5	45-65	190	3775	2550	1165	2400
F275AC.2.23	24,97	8,60	5,00	420°	37,1	32,5	45-65	190	2880	2515	1105	2400
F275AC.2.24	24,67	10,65	6,95	420°	37,1	32,5	45-65	190	3090	2515	1105	2400
F275AC.2.24 L212	24,67	16,80	10,50	420°	37,1	32,5	45-65	190	3590	2515	1285	2625
F275AC.2.24 L213	24,67	18,80	12,45	420°	37,1	32,5	45-65	190	3670	2515	1285	2625
F275AC.2.24 L214	24,67	20,70	12,20	420°	37,1	32,5	45-65	190	3740	2515	1285	2625
F275AC.2.25	24,06	12,95	9,20	420°	37,1	32,5	45-65	190	3265	2515	1105	2400
F275AC.2.26	23,75	15,25	11,40	420°	37,1	32,5	45-65	190	3430	2520	1105	2400

F275A.2.22

15°

MAX.	5860	4080	3095	2360	1860
8000	4,30	6,15	8,10	10,20	12,35

F275A.2.23

15°

MAX.	5605	3860	2885	2305	1810	1420	1120
8000	4,40	6,25	8,20	10,20	12,30	14,60	16,90

.23 L212

10°

1395	1215	1050	755	570	340
12,80	14,50	16,30	18,30	20,40	22,45

.23 L213

10°

1305	1125	965	725	545	340
12,85	14,60	16,40	18,35	20,40	22,45

F275A.2.24

15°

MAX.	5365	3645	2680	2105	1745	1370	1075	870
8000	4,50	6,35	8,30	10,25	12,25	14,55	16,85	19,15

.24 L212

10°

980	845	745	620	525	340
14,85	16,60	18,40	20,40	22,45	24,50

.24 L213

10°

895	760	660	580	495	340
14,95	16,65	18,45	20,40	22,50	24,55

.24 L214

10°

825	690	590	515	465	340
15,05	16,75	18,55	20,50	22,30	24,35

F275A.2.25

15°

MAX.	5145	3455	2500	1925	1570	1310	1025	825	695
8000	4,55	6,40	8,35	10,35	12,35	14,55	16,85	19,15	21,35

.25 L212

10°

625	540	480	390	325	275
17,15	18,85	20,65	22,65	24,75	26,80

.25 L213

10°

540	455	400	355	290	245
17,25	18,95	20,75	22,70	24,75	26,80

F275A.2.26

15°

MAX.	4940	3285	2340	1770	1410	1155	965	770	650
8000	4,65	6,50	8,45	10,45	12,45	14,65	16,85	19,15	21,35

.26 L102

10°

485	430	365	260
19,60	21,40	23,20	25,05

F275A.2.28

15°

MAX.	4625	3000	2070	1505	1145	890	700	590	515
8000	4,75	6,60	8,55	10,55	12,55	14,75	16,95	18,85	20,90

C VERSION

F275AC.2.23

15°

MAX.	6945	5370	3745	2870	2215	1735	1380
8000	3,60	4,65	6,60	8,60	10,70	13,00	15,30

F275AC.2.24

15°

MAX.	6665	5310	3535	2665	2150	1680	1345	1085
8000	3,70	4,75	6,70	8,65	10,65	12,95	15,25	17,55

.24 L212

10°

1285	1120	985	740	555	340
13,25	15,00	16,80	18,75	20,85	22,90

.24 L213

10°

1195	1035	895	710	535	340
13,35	15,05	16,85	18,80	20,90	22,95

.24 L214

10°

1125	965	830	645	515	340
13,45	15,15	16,95	18,90	20,70	22,75

F275AC.2.25

15°

MAX.	6415	4915	3345	2485	1975	1625	1295	1045	810
8000	3,75	4,80	6,75	8,75	10,75	12,95	15,25	17,55	19,75

F275AC.2.26

15°

MAX.	6180	4720	3175	2325	1815	1465	1235	990	800
8000	3,85	4,90	6,85	8,85	10,85	13,05	15,25	17,55	19,75

F275RA.2 e-dynamic

CERTIFIED DYNAMIC PERFORMANCE

MEDIUM - DUTY CRANES

e-dynamic standard package

- ADC – Automatic Dynamic Control – control
- D850 – Digital Multifunction Distributor Bank – control
- RCH/RCS – Radio Remote Control – control
- FX500 – Fassi Electronic Control – control
- FSC – Fassi Stability Control – control
- CPM – Crane Position Monitoring – control
- MPES – Multi Power Extension System – performance
- PROLINK – Progressive Link – performance
- FS – Flow Sharing – performance
- XF – Extra Fast – performance
- XP – Extra Power – performance
- UHSS – Ultra High Strength Steel – strength
- FWD – Fewer Welds Design – strength
- CQ – Cast Quality – strength

						MPa	l/min	oil				
F275RA.2.22	25,18	8,15	3,80	360°	25,0	32,5	45-65	120	2925	2475	1085	2400
F275RA.2.23	24,67	10,20	5,80	360°	25,0	32,5	45-65	120	3140	2475	1130	2400
F275RA.2.23 L212	24,67	16,35	9,30	360°	25,0	32,5	45-65	120	3640	2475	1315	2575
F275RA.2.23 L213	24,67	18,35	11,25	360°	25,0	32,5	45-65	120	3720	2475	1315	2575
F275RA.2.24	24,16	12,30	7,75	360°	25,0	32,5	45-65	120	3350	2475	1135	2400
F275RA.2.24 L212	24,16	18,40	11,30	360°	25,0	32,5	45-65	120	3850	2475	1320	2615
F275RA.2.24 L213	24,16	20,40	13,25	360°	25,0	32,5	45-65	120	3930	2475	1320	2615
F275RA.2.24 L214	24,16	22,30	15,05	360°	25,0	32,5	45-65	120	4000	2475	1320	2615
F275RA.2.25	23,45	14,55	10,00	360°	25,0	32,5	45-65	120	3525	2475	1135	2400
F275RA.2.25 L212	23,45	20,70	13,50	360°	25,0	32,5	45-65	120	4025	2485	1315	2650
F275RA.2.25 L213	23,45	22,70	15,45	360°	25,0	32,5	45-65	120	4105	2485	1315	2650
F275RA.2.26	22,94	16,85	12,20	360°	25,0	32,5	45-65	120	3690	2495	1135	2400
F275RA.2.26 L102	22,94	23,22	15,80	360°	25,0	32,5	45-65	120	4010	2515	1320	2585
F275RA.2.28	22,02	20,90	16,15	360°	25,0	32,5	45-65	120	3950	2525	1195	2400
F275RAC.2.23	24,98	8,60	5,00	360°	25,0	32,5	45-65	120	3055	2475	1100	2400
F275RAC.2.24	24,67	10,65	7,00	360°	25,0	32,5	45-65	120	3265	2475	1130	2400
F275RAC.2.24 L212	24,67	16,80	10,50	360°	25,0	32,5	45-65	120	3765	2475	1320	2615
F275RAC.2.24 L213	24,67	18,80	12,45	360°	25,0	32,5	45-65	120	3845	2475	1320	2615
F275RAC.2.24 L214	24,67	20,70	14,25	360°	25,0	32,5	45-65	120	3915	2475	1320	2615
F275RAC.2.25	24,06	12,95	9,20	360°	25,0	32,5	45-65	120	3440	2475	1130	2400
F275RAC.2.26	23,75	15,20	11,40	360°	25,0	32,5	45-65	120	3605	2515	1130	2400

F275RA.2.22

15°

MAX.	5860	4080	3095	2360	1860
8000	4,30	6,15	8,10	10,20	12,35

F275RA.2.23

15°

MAX.	5605	3860	2885	2305	1810	1420	1120
8000	4,40	6,25	8,20	10,20	12,30	14,60	16,90

.23 L212

10°

1395	1215	1050	755	570	340
12,80	14,50	16,30	18,30	20,40	22,45

.23 L213

10°

1305	1125	965	725	545	340
12,85	14,60	16,40	18,35	20,40	22,45

F275RA.2.24

15°

MAX.	5365	3645	2680	2105	1745	1370	1075	870
8000	4,50	6,35	8,30	10,25	12,25	14,55	16,85	19,15

.24 L212

10°

980	845	745	620	525	340
14,85	16,60	18,40	20,40	22,45	24,50

.24 L213

10°

895	760	660	580	495	340
14,95	16,65	18,45	20,40	22,50	24,55

.24 L214

10°

825	690	590	515	465	340
15,05	16,75	18,55	20,50	22,30	24,35

F275RA.2.25

15°

MAX.	5145	3455	2500	1925	1570	1310	1025	825	695
8000	4,55	6,40	8,35	10,35	12,35	14,55	16,85	19,15	21,35

.25 L212

10°

625	540	480	390	325	275
17,15	18,85	20,65	22,65	24,75	26,80

.25 L213

10°

540	455	400	355	290	245
17,25	18,95	20,75	22,70	24,75	26,80

F275RA.2.26

15°

MAX.	4940	3285	2340	1770	1410	1155	965	770	650
8000	4,65	6,50	8,45	10,45	12,45	14,65	16,85	19,15	21,35

.26 L102

10°

485	430	365	260
19,60	21,40	23,20	25,05

F275RA.2.28

15°

MAX.	4625	3000	2070	1505	1145	890	700	590	515
8000	4,75	6,60	8,55	10,55	12,55	14,75	16,95	18,85	20,90

C VERSION

F275RAC.2.23

15°

MAX.	6945	5370	3745	2870	2215	1735	1380
8000	3,60	4,65	6,60	8,60	10,70	13,00	15,30

F275RAC.2.24

15°

MAX.	6665	5130	3535	2665	2150	1680	1345	1085
8000	3,70	4,75	6,70	8,65	10,65	12,95	15,25	17,55

.24 L212

10°

1285	1120	985	740	555	340
13,25	15,00	16,80	18,75	20,85	22,90

.24 L213

10°

1195	1035	895	710	535	340
13,35	15,05	16,85	18,80	20,90	22,95

.24 L214

10°

1125	965	830	645	515	340
13,45	15,15	16,95	18,90	20,70	22,75

F275RAC.2.25

15°

MAX.	6415	4915	3345	2485	1975	1625	1295	1045	810
8000	3,75	4,80	6,75	8,75	10,75	12,95	15,25	17,55	19,75

F275RAC.2.26

15°

MAX.	6180	4720	3175	2325	1815	1465	1235	990	800
8000	3,85	4,90	6,85	8,85	10,85	13,05	15,25	17,55	19,75

F295A.2 e-dynamic

CERTIFIED DYNAMIC PERFORMANCE

MEDIUM - DUTY CRANES

e-dynamic standard package

ADC Automatic Dynamic Control — control	**D850** Digital Multifunction Distributor Bank — control	**RCH/RCS** Radio Remote Control — control	**FX500** Fassi Electronic Control — control
FSC Fassi Stability Control — control	**CPM** Crane Position Monitoring — control	**MPES** Multi Power Extension System — performance	**PROLINK** Progressive Link — performance
FS Flow Sharing — performance	**XF** Extra Fast — performance	**UHSS** Ultra High Strength Steel — strength	**FWD** Fewer Welds Design — strength
CQ Cast Quality — strength	**RPS** Rack and Pinion System — strength		

						MPa	l/min	oil				
F295A.2.22	28,34	8,15	3,80	400°	41,0	31,0	60-80	190	3250	2510	1055	2460
F295A.2.23	27,73	10,20	5,80	400°	41,0	31,0	60-80	190	3480	2510	1110	2460
F295A.2.24	26,91	12,30	7,80	400°	41,0	31,0	60-80	190	3700	2510	1110	2460
F295A.2.24 L323	26,91	20,05	12,60	400°	41,0	31,0	60-80	190	4455	2535	1285	2720
F295A.2.24 L324	26,91	22,00	14,40	400°	41,0	31,0	60-80	190	4555	2535	1285	2720
F295A.2.25	26,40	14,60	10,00	400°	41,0	31,0	60-80	190	3900	2510	1110	2460
F295A.2.25 L213	26,40	21,10	13,85	400°	41,0	31,0	60-80	190	4480	2535	1285	2710
F295A.2.25 L214	26,40	24,60	17,25	400°	41,0	31,0	60-80	190	4550	2535	1285	2710
F295A.2.25 L323	26,40	22,25	14,80	400°	41,0	31,0	60-80	190	4660	2535	1285	2720
F295A.2.25 L324	26,40	24,15	16,60	400°	41,0	31,0	60-80	190	4760	2535	1285	2720
F295A.2.26	25,79	16,70	12,00	400°	41,0	31,0	60-80	190	4100	2510	1110	2460
F295A.2.26 L212	25,79	22,80	15,55	400°	41,0	31,0	60-80	190	4560	2535	1285	2755
F295A.2.26 L213	25,79	24,80	17,50	400°	41,0	31,0	60-80	190	4640	2535	1285	2755
F295A.2.26 L214	25,79	26,70	19,30	400°	41,0	31,0	60-80	190	4710	2535	1285	2755
F295A.2.27	25,28	18,85	14,10	400°	41,0	31,0	60-80	190	4280	2510	1175	2460
F295A.2.28	24,87	20,90	16,15	400°	41,0	31,0	60-80	190	4400	2535	1175	2460
F295AC.2.24	27,32	10,65	7,00	400°	41,0	31,0	60-80	190	3610	2510	1110	2460
F295AC.2.24 L323	27,32	18,45	11,80	400°	41,0	31,0	60-80	190	4365	2535	1285	2720
F295AC.2.24 L324	27,32	20,35	13,60	400°	41,0	31,0	60-80	190	4465	2535	1285	2720
F295AC.2.25	27,01	12,95	9,15	400°	41,0	31,0	60-80	190	3810	2510	1110	2460
F295AC.2.26	26,71	15,05	11,20	400°	41,0	31,0	60-80	190	4010	2510	1110	2460

F295A.2.22

15°

MAX. 10500	6505 / 4,35	4550 / 6,20	3460 / 8,15	2650 / 10,25	2095 / 12,35

F295A.2.23

15°

MAX. 10500	6235 / 4,45	4400 / 6,10	3300 / 8,05	2590 / 10,20	2045 / 12,35	1605 / 14,65	1270 / 16,95

F295A.2.24

15°

MAX. 10500	5975 / 4,50	4250 / 6,10	3100 / 8,10	2400 / 10,30	1980 / 12,30	1555 / 14,60	1225 / 16,90	995 / 19,20

.24 L323 — 10°

945 / 15,25	815 / 16,75	720 / 18,35	650 / 20,05	530 / 21,95	450 / 23,85	300 / 25,75

.24 L324 — 10°

850 / 15,35	730 / 16,80	630 / 18,45	560 / 20,15	510 / 22,00	420 / 23,85	300 / 25,80

F295A.2.25

15°

MAX. 10500	5750 / 4,60	4100 / 6,15	2950 / 8,10	2205 / 10,40	1805 / 12,40	1500 / 14,60	1185 / 16,90	955 / 19,20	805 / 21,40

.25 L213 — 10°

700 / 17,25	600 / 18,95	530 / 20,75	475 / 22,70	400 / 24,75	270 / 26,80

.25 L214 — 10°

630 / 17,30	535 / 19,05	460 / 20,85	405 / 22,75	370 / 24,60	250 / 26,65

.25 L323 — 10°

600 / 17,45	520 / 18,95	455 / 20,55	410 / 22,25	300 / 24,15	245 / 26,05	205 / 27,95

.25 L324 — 10°

510 / 17,55	430 / 19,00	365 / 20,65	320 / 22,35	290 / 24,15	230 / 26,05	190 / 27,95

F295A.2.26

15°

MAX. 10500	5555 / 4,65	4000 / 6,05	2850 / 8,00	2100 / 10,20	1650 / 12,45	1350 / 14,65	1150 / 16,70	900 / 19,10	750 / 21,55	600 / 24,00

.26 L212 — 10°

525 / 19,25	460 / 21,00	415 / 22,80	335 / 24,75	280 / 26,85	235 / 28,90

.26 L213 — 10°

445 / 19,35	380 / 21,05	335 / 22,90	300 / 24,80	240 / 26,90	200 / 29,00

.26 L214 — 10°

380 / 19,45	315 / 21,15	270 / 22,95	235 / 24,90	215 / 26,70	175 / 28,75

F295A.2.27

15°

MAX. 10500	5325 / 4,75	3545 / 6,60	2520 / 8,55	1890 / 10,55	1490 / 12,55	1190 / 14,75	970 / 16,95	845 / 18,85	700 / 21,30	585 / 23,75

F295A.2.28

15°

MAX. 10500	5350 / 4,65	3850 / 6,05	2650 / 8,00	1900 / 10,10	1450 / 12,10	1150 / 14,20	950 / 16,40	800 / 18,30	700 / 20,50	530 / 22,90

C VERSION

F295AC.2.24

15°

MAX. 9000	7480 / 3,65	5765 / 4,70	3985 / 6,65	3015 / 8,65	2435 / 10,65	1850 / 12,95	1450 / 15,25	1150 / 17,70

.24 L323 — 10°

1270 / 13,60	1120 / 15,10	980 / 16,75	870 / 18,45	700 / 20,35	500 / 22,25	300 / 24,15

.24 L324 — 10°

1180 / 13,70	1030 / 15,20	895 / 16,80	785 / 18,50	700 / 20,35	500 / 22,25	300 / 24,15

F295AC.2.25

15°

MAX. 9000	7200 / 3,75	5525 / 4,80	3780 / 6,75	2815 / 8,75	2240 / 10,75	1840 / 12,95	1400 / 15,25	1120 / 17,65	840 / 20,10

F295AC.2.26

15°

MAX. 9000	6945 / 3,85	5315 / 4,85	3595 / 6,80	2645 / 8,80	2075 / 10,80	1675 / 13,00	1410 / 15,20	1050 / 17,65	850 / 20,05	600 / 22,50

F295RA.2 e-dynamic

CERTIFIED DYNAMIC PERFORMANCE

MEDIUM - DUTY CRANES

e-dynamic standard package

- ADC — Automatic Dynamic Control — control
- D850 — Digital Multifunction Distributor Bank — control
- RCH/RCS — Radio Remote Control — control
- FX500 — Fesi Electronic Control — control
- FSC — Fesi Stability Control — control
- CPM — Crane Position Monitoring — control
- MPES — Multi Power Extension System — performance
- PROLINK — Progressive Link — performance
- FS — Flow Sharing — performance
- XF — Extra Fast — performance
- UHSS — Ultra High Strength Steel — strength
- FWD — Fewer Welds Design — strength
- CQ — Cast Quality — strength

						MPa	l/min	oil				
F295RA.2.22	28,34	8,15	3,80	360°	25,0	31,0	60-80	190	3460	2520	1070	2460
F295RA.2.23	27,73	10,20	5,80	360°	25,0	31,0	60-80	190	3630	2520	1125	2460
F295RA.2.24	26,91	12,30	7,80	360°	25,0	31,0	60-80	190	3885	2520	1125	2460
F295RA.2.24 L323	26,91	20,05	12,60	360°	25,0	31,0	60-80	190	4640	2535	1300	2720
F295RA.2.24 L324	26,91	22,00	14,40	360°	25,0	31,0	60-80	190	4740	2535	1300	2720
F295RA.2.25	26,40	14,60	10,00	360°	25,0	31,0	60-80	190	4105	2520	1125	2460
F295RA.2.25 L213	26,40	21,10	13,85	360°	25,0	31,0	60-80	190	4685	2540	1300	2710
F295RA.2.25 L214	26,40	24,60	17,25	360°	25,0	31,0	60-80	190	4755	2540	1300	2710
F295RA.2.25 L323	26,40	22,25	14,80	360°	25,0	31,0	60-80	190	4865	2535	1300	2720
F295RA.2.25 L324	26,40	24,15	16,60	360°	25,0	31,0	60-80	190	4965	2535	1300	2720
F295RA.2.26	25,79	16,70	12,00	360°	25,0	31,0	60-80	190	4290	2520	1125	2460
F295RA.2.26 L212	25,79	22,80	15,55	360°	25,0	31,0	60-80	190	4750	2535	1300	2755
F295RA.2.26 L213	25,79	24,80	17,50	360°	25,0	31,0	60-80	190	4835	2535	1300	2755
F295RA.2.26 L214	25,79	26,70	19,30	360°	25,0	31,0	60-80	190	4905	2535	1300	2755
F295RA.2.27	25,28	18,85	14,10	360°	25,0	31,0	60-80	190	4460	2520	1190	2460
F295RA.2.28	24,87	20,90	16,15	360°	25,0	31,0	60-80	190	4591	2535	1190	2460
F295RAC.2.24	27,32	10,65	7,00	360°	25,0	31,0	60-80	190	3795	2520	1125	2460
F295RAC.2.24 L323	27,32	18,45	11,80	360°	25,0	31,0	60-80	190	4550	2535	1300	2720
F295RAC.2.24 L324	27,32	20,35	13,60	360°	25,0	31,0	60-80	190	4650	2535	1300	2720
F295RAC.2.25	27,01	12,95	9,15	360°	25,0	31,0	60-80	190	4015	2520	1125	2460
F295RAC.2.26	26,71	15,20	11,20	360°	25,0	31,0	60-80	190	4200	2520	1125	2460

F295RA.2.22

15°

MAX.	6505	4550	3460	2650	2095
10500	4,35	6,20	8,15	10,25	12,35

F295RA.2.23

15°

MAX.	6235	4400	3300	2590	2045	1065	1270
10500	4,45	6,10	8,05	10,20	12,35	14,65	16,95

F295RA.2.24

15°

MAX.	5975	4250	3100	2400	1980	1555	1225	995
10500	4,50	6,10	8,10	10,30	12,30	14,60	16,90	19,20

.24 L323

10°

945	815	720	650	530	450	300
15,25	16,75	18,35	20,05	21,95	23,85	25,75

.24 L324

10°

850	730	630	560	510	420	300
15,35	16,80	18,45	20,15	22,00	23,85	25,80

F295RA.2.25

15°

MAX.	5750	4100	2950	2205	1805	1500	1185	955	805
10500	4,60	6,15	8,10	10,40	12,40	14,60	16,90	19,20	21,40

.25 L213

10°

700	600	530	475	400	270
17,25	18,95	20,75	22,70	24,75	26,80

.25 L214

10°

630	535	460	405	370	250
17,30	19,05	20,85	22,75	24,60	26,65

.25 L323

10°

600	520	455	410	300	245	205
17,45	18,95	20,55	22,25	24,15	26,05	27,95

.25 L324

10°

510	430	365	320	290	230	190
17,55	19,00	20,65	22,35	24,15	26,05	27,95

F295RA.2.26

15°

MAX.	5555	4000	2850	2100	1650	1350	1150	900	750	600
10500	4,65	6,05	8,00	10,20	12,45	14,65	16,70	19,10	21,55	24,00

.26 L212

10°

525	460	415	335	280	235
19,25	21,00	22,80	24,75	26,85	28,90

.26 L213

10°

445	380	335	300	240	200
19,35	21,05	22,90	24,80	26,90	29,00

.26 L214

10°

380	315	270	235	215	175
19,45	21,15	22,95	24,90	26,70	28,75

F295RA.2.27

15°

MAX.	5325	3545	2520	1890	1490	1190	970	845	700	585
10500	4,75	6,60	8,55	10,55	12,55	14,75	16,95	18,85	21,30	23,75

F295RA.2.28

15°

MAX.	5350	3850	2650	1900	1450	1150	950	800	700	530
10500	4,65	6,05	8,00	10,10	12,10	14,20	16,40	18,30	20,50	22,90

C VERSION

F295RAC.2.24

15°

MAX.	7480	5765	3985	3015	2435	1850	1450	1150
9000	3,65	4,70	6,65	8,65	10,65	12,95	15,25	17,70

.24 L323

10°

1270	1120	980	870	700	500	300
13,60	15,10	16,75	18,45	20,35	22,25	24,15

.24 L324

10°

1180	1030	895	785	700	500	300
13,70	15,20	16,80	18,50	20,35	22,25	24,15

F295RAC.2.25

15°

MAX.	7200	5525	3780	2815	2240	1840	1400	1120	840
9000	3,75	4,80	6,75	8,75	10,75	12,95	15,25	17,65	20,10

F295RAC.2.26

15°

MAX.	6945	5315	3595	2645	2075	1675	1410	1050	850	600
9000	3,85	4,85	6,80	8,80	10,80	13,00	15,20	17,65	20,05	22,50

F305A.2 xe-dynamic

MEDIUM - DUTY CRANES

xe-dynamic standard package

- **ADC** – Automatic Dynamic Control – control
- **D850** – Digital Multifunction Distributor Bank – control
- **RCH/RCS** – Radio Remote Control – control
- **FX500** – Fassi Electronic Control – control
- **FSC** – Fassi Stability Control – control
- **CPM** – Crane Position Monitoring – control
- **MPES** – Multi Power Extension System – performance
- **PROLINK** – Progressive Link – performance
- **FS** – Flow Sharing – performance
- **XF** – Extra Fast – performance
- **XP** – Extra Power – performance
- **UHSS** – Ultra High Strength Steel – strength
- **FWD** – Fewer Welds Design – strength
- **CQ** – Cast Quality – strength
- **RPS** – Rack and Pinion System – strength

						MPa	l/min	oil				
F305A.2.22	27,02	8,15	3,80	420°	37,1	34,0	45-65	190	2750	2515	1050	2400
F305A.2.23	26,51	10,20	5,80	420°	37,1	34,0	45-65	190	2965	2515	1105	2400
F305A.2.23 L212	26,51	16,35	9,30	420°	37,1	34,0	45-65	190	3500	2515	1285	2585
F305A.2.23 L213	26,51	18,35	11,25	420°	37,1	34,0	45-65	190	3585	2515	1285	2585
F305A.2.24	26,00	12,30	7,75	420°	37,1	34,0	45-65	190	3175	2515	1105	2400
F305A.2.24 L212	26,00	18,40	11,30	420°	37,1	34,0	45-65	190	3670	2515	1285	2625
F305A.2.24 L213	26,00	20,40	13,25	420°	37,1	34,0	45-65	190	3750	2515	1285	2625
F305A.2.24 L214	26,00	22,30	15,05	420°	37,1	34,0	45-65	190	3820	2515	1285	2625
F305A.2.25	25,28	14,55	10,00	420°	37,1	34,0	45-65	190	3350	2515	1105	2400
F305A.2.25 L212	25,28	20,70	13,50	420°	37,1	34,0	45-65	190	3850	2515	1285	2660
F305A.2.25 L213	25,28	22,70	15,45	420°	37,1	34,0	45-65	190	3935	2515	1285	2660
F305A.2.26	24,88	16,85	12,20	420°	37,1	34,0	45-65	190	3515	2520	1105	2400
F305A.2.26 L102	24,88	23,22	15,70	420°	37,1	34,0	45-65	190	3835	2545	1285	2585
F305A.2.28	23,75	20,90	16,15	420°	37,1	34,0	45-65	190	3775	2550	1165	2400
F305AC.2.23	26,81	8,60	5,00	420°	37,1	34,0	45-65	190	2880	2515	1105	2400
F305AC.2.24	26,50	10,65	6,95	420°	37,1	34,0	45-65	190	3090	2515	1105	2400
F305AC.2.24 L212	26,50	16,80	10,50	420°	37,1	34,0	45-65	190	3590	2515	1285	2625
F305AC.2.24 L213	26,50	18,80	12,45	420°	37,1	34,0	45-65	190	3670	2515	1285	2625
F305AC.2.24 L214	26,50	20,70	12,20	420°	37,1	34,0	45-65	190	3740	2515	1285	2625
F305AC.2.25	25,90	12,95	9,20	420°	37,1	34,0	45-65	190	3265	2515	1105	2400
F305AC.2.26	25,60	15,25	11,40	420°	37,1	34,0	45-65	190	3430	2520	1105	2400

F305A.2.22

15°

MAX. 8000	6285 / 4,30	4385 / 6,15	3330 / 8,10	2545 / 10,20	2000 / 12,35

F305A.2.23

15°

MAX. 8000	6025 / 4,40	4160 / 6,25	3120 / 8,20	2495 / 10,20	1965 / 12,30	1505 / 14,60	1190 / 16,90

.23 L212 — 10°

1535 / 12,80	1300 / 14,50	1125 / 16,30	815 / 18,30	590 / 20,40	360 / 22,45

.23 L213 — 10°

1445 / 12,85	1215 / 14,60	1040 / 16,40	785 / 18,35	590 / 20,40	360 / 22,45

F305A.2.24

15°

MAX. 8000	5770 / 4,50	3940 / 6,35	2910 / 8,30	2290 / 10,25	1900 / 12,25	1455 / 14,55	1150 / 16,85	930 / 19,15

.24 L212 — 10°

1065 / 14,85	920 / 16,60	810 / 18,40	680 / 20,40	580 / 22,45	360 / 24,50

.24 L213 — 10°

980 / 14,95	835 / 16,65	725 / 18,45	640 / 20,40	545 / 22,50	360 / 24,55

.24 L214 — 10°

910 / 15,05	765 / 16,75	655 / 18,55	575 / 20,50	520 / 22,30	360 / 24,35

F305A.2.25

15°

MAX. 8000	5545 / 4,55	3750 / 6,40	2730 / 8,35	2110 / 10,35	1725 / 12,35	1400 / 14,55	1100 / 16,85	890 / 19,15	750 / 21,35

.25 L212 — 10°

695 / 17,15	605 / 18,85	540 / 20,65	445 / 22,65	375 / 24,75	320 / 26,80

.25 L213 — 10°

610 / 17,25	520 / 18,95	455 / 20,75	405 / 22,70	340 / 24,75	290 / 26,80

F305A.2.26

15°

MAX. 8000	5340 / 4,65	3575 / 6,50	2565 / 8,45	1950 / 10,45	1565 / 12,45	1240 / 14,65	1035 / 16,85	835 / 19,15	705 / 21,35

.26 L102 — 10°

550 / 19,60	490 / 21,40	390 / 23,20	280 / 25,05

F305A.2.28

15°

MAX. 8000	5010 / 4,75	3290 / 6,60	2290 / 8,55	1685 / 10,55	1300 / 12,55	980 / 14,75	770 / 16,95	655 / 18,85	575 / 20,90

C VERSION

F305AC.2.23

15°

MAX. 8000	7445 / 3,60	5765 / 4,65	4030 / 6,60	3090 / 8,60	2395 / 10,70	1865 / 13,00	1465 / 15,30

F305AC.2.24

15°

MAX. 8000	7155 / 3,70	5520 / 4,75	3815 / 6,70	2885 / 8,65	2330 / 10,65	1820 / 12,95	1425 / 15,25	1130 / 17,55

.24 L212 — 10°

1425 / 13,25	1215 / 15,00	1055 / 16,80	800 / 18,75	605 / 20,85	380 / 22,90

.24 L213 — 10°

1335 / 13,35	1125 / 15,05	970 / 16,85	770 / 18,80	580 / 20,90	370 / 22,95

.24 L214 — 10°

1265 / 13,45	1055 / 15,15	900 / 16,95	705 / 18,90	560 / 20,70	360 / 22,75

F305AC.2.25

15°

MAX. 8000	6895 / 3,75	5300 / 4,80	3625 / 6,75	2700 / 8,75	2150 / 10,75	1765 / 12,95	1380 / 15,25	1100 / 17,55	830 / 19,75

F305AC.2.26

15°

MAX. 8000	6655 / 3,85	5095 / 4,90	3450 / 6,85	2540 / 8,85	1990 / 10,85	1610 / 13,05	1320 / 15,25	1030 / 17,55	820 / 19,75

F305RA.2 xe-dynamic

MEDIUM - DUTY CRANES

xe-dynamic standard package

- **ADC** – Automatic Dynamic Control – control
- **D850** – Digital Multifunction Distributor Bank – control
- **RCH/RCS** – Radio Remote Control – control
- **FX500** – Fassi Electronic Control – control
- **FSC** – Fassi Stability Control – control
- **CPM** – Crane Position Monitoring – control
- **MPES** – Multi Power Extension System – performance
- **PROLINK** – Progressive Link – performance
- **FS** – Flow Sharing – performance
- **XF** – Extra Fast – performance
- **XP** – Extra Power – performance
- **UHSS** – Ultra High Strength Steel – strength
- **FWD** – Fewer Welds Design – strength
- **CQ** – Cast Quality – strength

						MPa	l/min	oil				
F305RA.2.22	27,02	8,15	3,80	360°	25,0	34,0	45-65	120	2925	2475	1085	2400
F305RA.2.23	26,51	10,20	5,80	360°	25,0	34,0	45-65	120	3140	2475	1130	2400
F305RA.2.23 L212	26,51	16,35	9,30	360°	25,0	34,0	45-65	120	3640	2475	1315	2575
F305RA.2.23 L213	26,51	18,35	11,25	360°	25,0	34,0	45-65	120	3720	2475	1315	2575
F305RA.2.24	26,00	12,30	7,75	360°	25,0	34,0	45-65	120	3350	2475	1135	2400
F305RA.2.24 L212	26,00	18,40	11,30	360°	25,0	34,0	45-65	120	3850	2475	1320	2615
F305RA.2.24 L213	26,00	20,40	13,25	360°	25,0	34,0	45-65	120	3930	2475	1320	2615
F305RA.2.24 L214	26,00	22,30	15,05	360°	25,0	34,0	45-65	120	4000	2475	1320	2615
F305RA.2.25	25,28	14,55	10,00	360°	25,0	34,0	45-65	120	3525	2475	1135	2400
F305RA.2.25 L212	25,28	20,70	13,50	360°	25,0	34,0	45-65	120	4025	2485	1315	2650
F305RA.2.25 L213	25,28	22,70	15,45	360°	25,0	34,0	45-65	120	4105	2485	1315	2650
F305RA.2.26	24,88	16,85	12,20	360°	25,0	34,0	45-65	120	3690	2495	1135	2400
F305RA.2.26 L102	24,88	23,22	15,80	360°	25,0	34,0	45-65	120	4010	2515	1320	2585
F305RA.2.28	23,75	20,90	16,15	360°	25,0	34,0	45-65	120	3950	2525	1195	2400
F305RAC.2.23	26,81	8,60	5,00	360°	25,0	34,0	45-65	120	3055	2475	1100	2400
F305RAC.2.24	26,50	10,65	7,00	360°	25,0	34,0	45-65	120	3265	2475	1130	2400
F305RAC.2.24 L212	26,50	16,80	10,50	360°	25,0	34,0	45-65	120	3765	2475	1320	2615
F305RAC.2.24 L213	26,50	18,80	12,45	360°	25,0	34,0	45-65	120	3845	2475	1320	2615
F305RAC.2.24 L214	26,50	20,70	14,25	360°	25,0	34,0	45-65	120	3915	2475	1320	2615
F305RAC.2.25	25,90	12,95	9,20	360°	25,0	34,0	45-65	120	3440	2475	1130	2400
F305RAC.2.26	25,60	15,20	11,40	360°	25,0	34,0	45-65	120	3605	2515	1130	2400

F305RA.2.22

15°

MAX. 8000	6285 / 4,30	4385 / 6,15	3330 / 8,10	2545 / 10,20	2000 / 12,35

F305RA.2.23

15°

MAX. 8000	6025 / 4,40	4160 / 6,25	3120 / 8,20	2495 / 10,20	1965 / 12,30	1505 / 14,60	1190 / 16,90

.23 L212

10°

1535 / 12,80	1300 / 14,50	1125 / 16,30	815 / 18,30	590 / 20,40	360 / 22,45

.23 L213

10°

1445 / 12,85	1215 / 14,60	1040 / 16,40	785 / 18,35	590 / 20,40	360 / 22,45

F305RA.2.24

15°

MAX. 8000	5770 / 4,50	3940 / 6,35	2910 / 8,30	2290 / 10,25	1900 / 12,25	1455 / 14,55	1150 / 16,85	930 / 19,15

.24 L212

10°

1065 / 14,85	920 / 16,60	810 / 18,40	680 / 20,40	580 / 22,45	360 / 24,50

.24 L213

10°

980 / 14,95	835 / 16,65	725 / 18,45	640 / 20,40	545 / 22,50	360 / 24,55

.24 L214

10°

910 / 15,05	765 / 16,75	655 / 18,55	575 / 20,50	520 / 22,30	360 / 24,35

F305RA.2.25

15°

MAX. 8000	5545 / 4,55	3750 / 6,40	2730 / 8,35	2110 / 10,35	1725 / 12,35	1400 / 14,55	1100 / 16,85	890 / 19,15	750 / 21,35

.25 L212

10°

695 / 17,15	605 / 18,85	540 / 20,65	445 / 22,65	375 / 24,75	320 / 26,80

.25 L213

10°

610 / 17,25	520 / 18,95	455 / 20,75	405 / 22,70	340 / 24,75	290 / 26,80

F305RA.2.26

15°

MAX. 8000	5340 / 4,65	3575 / 6,50	2565 / 8,45	1950 / 10,45	1565 / 12,45	1240 / 14,65	1035 / 16,85	835 / 19,15	705 / 21,35

.26 L102

10°

550 / 19,60	490 / 21,40	390 / 23,20	280 / 25,05

F305RA.2.28

15°

MAX. 8000	5010 / 4,75	3290 / 6,60	2290 / 8,55	1685 / 10,55	1300 / 12,55	980 / 14,75	770 / 16,95	655 / 18,85	575 / 20,90

C VERSION

F305RAC.2.23

15°

MAX. 8000	7445 / 3,60	5765 / 4,65	4030 / 6,60	3090 / 8,60	2395 / 10,70	1865 / 13,00	1465 / 15,30

F305RAC.2.24

15°

MAX. 8000	7155 / 3,70	5520 / 4,75	3815 / 6,70	2885 / 8,65	2330 / 10,65	1820 / 12,95	1425 / 15,25	1130 / 17,55

.24 L212

10°

1425 / 13,25	1215 / 15,00	1055 / 16,80	800 / 18,75	605 / 20,85	380 / 22,90

.24 L213

10°

1335 / 13,35	1125 / 15,05	970 / 16,85	770 / 18,80	580 / 20,90	370 / 22,95

.24 L214

10°

1265 / 13,45	1055 / 15,15	900 / 16,95	705 / 18,90	560 / 20,70	360 / 22,75

F305RAC.2.25

15°

MAX. 8000	6895 / 3,75	5300 / 4,80	3625 / 6,75	2700 / 8,75	2150 / 10,75	1765 / 12,95	1380 / 15,25	1100 / 17,55	830 / 19,75

F305RAC.2.26

15°

MAX. 8000	6655 / 3,85	5095 / 4,90	3450 / 6,85	2540 / 8,85	1990 / 10,85	1610 / 13,05	1320 / 15,25	1030 / 17,55	820 / 19,75

F315B.2 e-dynamic

CERTIFIED DYNAMIC PERFORMANCE

MEDIUM - DUTY CRANES

e-dynamic standard package

- ADC — Automatic Dynamic Control — control
- D850 — Digital Multifunction Distributor Bank — control
- RCH/RCS — Radio Remote Control — control
- FX500 — Fassi Electronic Control — control
- FSC — Fassi Stability Control — control
- CPM — Crane Position Monitoring — control
- MPES — Multi Power Extension System — performance
- X Design — Decagonal Section — performance
- PROLINK — Progressive Link — performance
- FS — Flow Sharing — performance
- XF — Extra Fast — performance
- XP — Extra Power — performance
- UHSS — Ultra High Strength Steel — strength
- FWD — Fewer Welds Design — strength
- CQ — Cast Quality — strength
- RPS — Rack and Pinion System — strength

						MPa	l/min	oil				
F315B.2.22	31,00	8,10	3,80	400°	41,0	32,5	60-80	190	3120	2505	1110	2460
F315B.2.23	30,18	10,10	5,70	400°	41,0	32,5	60-80	190	3320	2505	1110	2460
F315B.2.24	29,77	12,10	7,65	400°	41,0	32,5	60-80	190	3510	2505	1110	2460
F315B.2.24 L323	29,77	19,90	12,45	400°	41,0	32,5	60-80	190	4280	2520	1305	2735
F315B.2.24 L324	29,77	21,80	14,25	400°	41,0	32,5	60-80	190	4380	2520	1305	2735
F315B.2.25	29,06	14,40	9,85	400°	41,0	32,5	60-80	190	3690	2505	1110	2460
F315B.2.25 L213	29,06	22,55	15,30	400°	41,0	32,5	60-80	190	4375	2505	1305	2750
F315B.2.25 L214	29,06	24,40	17,10	400°	41,0	32,5	60-80	190	4445	2505	1305	2750
F315B.2.25 L323	29,06	22,10	14,65	400°	41,0	32,5	60-80	190	4475	2520	1305	2735
F315B.2.25 L324	29,06	24,00	16,45	400°	41,0	32,5	60-80	190	4575	2520	1305	2735
F315B.2.26	28,75	16,55	11,90	400°	41,0	32,5	60-80	190	3875	2505	1110	2460
F315B.2.26 L213	28,75	24,65	17,35	400°	41,0	32,5	60-80	190	4575	2530	1305	2795
F315B.2.26 L214	28,75	26,55	19,15	400°	41,0	32,5	60-80	190	4645	2530	1305	2795
F315B.2.27	28,45	18,65	13,95	400°	41,0	32,5	60-80	190	4015	2505	1180	2460
F315B.2.28	27,83	20,85	16,10	400°	41,0	32,5	60-80	190	4125	2535	1185	2460
F315BC.2.24	29,87	10,50	6,85	400°	41,0	32,5	60-80	190	3470	2505	1110	2460
F315BC.2.24 L323	29,87	18,30	11,65	400°	41,0	32,5	60-80	190	4240	2505	1305	2725
F315BC.2.24 L324	29,87	20,20	13,45	400°	41,0	32,5	60-80	190	4340	2505	1305	2725
F315BC.2.25	29,67	12,80	9,05	400°	41,0	32,5	60-80	190	3640	2505	1110	2460
F315BC.2.26	29,47	14,90	11,05	400°	41,0	32,5	60-80	190	3800	2505	1110	2460

F315B.2.22

15°

MAX. 10500	7120 / 4,35	5005 / 6,15	3815 / 8,10

F315B.2.23

15°

MAX. 10500	6865 / 4,40	4795 / 6,25	3655 / 8,15	2930 / 10,10

F315B.2.24

15°

MAX. 10500	6615 / 4,50	4590 / 6,35	3465 / 8,20	2765 / 10,15	2300 / 12,10	1805 / 14,45	1460 / 16,75	1195 / 19,20

.24 L323 — 10°

1160 / 15,10	1010 / 16,60	890 / 18,20	795 / 19,90	670 / 21,80	580 / 23,70	380 / 25,60

.24 L324 — 10°

1070 / 15,20	920 / 16,65	800 / 18,30	705 / 20,00	635 / 21,80	550 / 23,70	360 / 25,60

F315B.2.25

15°

MAX. 10500	6390 / 4,55	4405 / 6,40	3295 / 8,30	2605 / 10,20	2140 / 12,20	1755 / 14,40	1415 / 16,70	1155 / 19,15	960 / 21,70

.25 L213 — 10°

915 / 17,10	795 / 18,80	700 / 20,60	630 / 22,55	545 / 24,60	340 / 26,70

.25 L214 — 10°

845 / 17,15	725 / 18,90	635 / 20,70	560 / 22,60	515 / 24,40	330 / 26,50

.25 L323 — 10°

770 / 17,30	675 / 18,80	595 / 20,40	540 / 22,10	445 / 24,00	380 / 25,90	325 / 27,80

.25 L324 — 10°

680 / 17,40	585 / 18,85	510 / 20,50	450 / 22,20	405 / 24,00	345 / 25,90	295 / 27,80

F315B.2.26

15°

MAX. 10500	6180 / 4,65	4230 / 6,50	3135 / 8,35	2450 / 10,30	1990 / 12,30	1630 / 14,35	1365 / 16,55	1110 / 19,00	915 / 21,50	775 / 23,90

.26 L213 — 10°

625 / 19,20	545 / 20,90	480 / 22,70	435 / 24,65	370 / 26,70	320 / 28,80

.26 L214 — 10°

555 / 19,30	475 / 21,00	415 / 22,80	370 / 24,75	340 / 26,55	290 / 28,60

F315B.2.27

15°

MAX. 10500	5980 / 4,75	4075 / 6,60	3000 / 8,45	2320 / 10,35	1860 / 12,35	1505 / 14,40	1250 / 16,50	1075 / 18,65	885 / 21,20	745 / 23,60

F315B.2.28

15°

MAX. 10500	5860 / 4,75	3965 / 6,60	2890 / 8,50	2210 / 10,40	1755 / 12,40	1400 / 14,45	1140 / 16,55	965 / 18,70	845 / 20,85	710 / 23,25

C VERSION

F315BC.2.24

15°

MAX. 9000	8190 / 3,65	6355 / 4,70	4490 / 6,60	3445 / 8,50	2780 / 10,50	2210 / 12,80	1760 / 15,15	1430 / 17,55

.24 L323 — 10°

1545 / 13,50	1335 / 14,95	1160 / 16,60	1030 / 18,30	875 / 20,20	695 / 22,10	410 / 24,00

.24 L324 — 10°

1455 / 13,55	1245 / 15,00	1070 / 16,70	940 / 18,40	840 / 20,20	670 / 22,10	410 / 24,00

F315BC.2.25

15°

MAX. 9000	7920 / 3,75	6140 / 4,80	4310 / 6,65	3275 / 8,60	2620 / 10,60	2160 / 12,80	1720 / 15,10	1395 / 17,55	1150 / 20,10

F315BC.2.26

15°

MAX. 9000	7665 / 3,85	5930 / 4,85	4135 / 6,75	3115 / 8,65	2465 / 10,65	2035 / 12,70	1675 / 14,90	1355 / 17,35	1110 / 19,90	840 / 22,30

F315RB.2 e-dynamic

CERTIFIED DYNAMIC PERFORMANCE

MEDIUM - DUTY CRANES

e-dynamic standard package

- ADC – Automatic Dynamic Control – control
- D850 – Digital Multifunction Distributor Bank – control
- RCH/RCS – Radio Remote Control – control
- FX500 – Fassi Electronic Control – control
- FSC – Fassi Stability Control – control
- CPM – Crane Position Monitoring – control
- MPES – Multi Power Extension System – performance
- X Design – Decagonal Section – performance
- PROLINK – Progressive Link – performance
- FS – Flow Sharing – performance
- XF – Extra Fast – performance
- XP – Extra Power – performance
- UHSS – Ultra High Strength Steel – strength
- FWD – Fewer Welds Design – strength
- CQ – Cast Quality – strength

F315RB.2.22	31,00	8,10	3,80	360°	25,0	32,5	60-80	190	3330	2505	1125	2460
F315RB.2.23	30,18	10,10	5,70	360°	25,0	32,5	60-80	190	3470	2505	1125	2460
F315RB.2.24	29,77	12,10	7,65	360°	25,0	32,5	60-80	190	3700	2505	1125	2460
F315RB.2.24 L323	29,77	19,90	12,45	360°	25,0	32,5	60-80	190	4470	2520	1320	2735
F315RB.2.24 L324	29,77	21,80	14,25	360°	25,0	32,5	60-80	190	4570	2520	1320	2735
F315RB.2.25	29,06	14,40	9,85	360°	25,0	32,5	60-80	190	3890	2505	1125	2460
F315RB.2.25 L213	29,06	22,55	15,30	360°	25,0	32,5	60-80	190	4575	2505	1320	2745
F315RB.2.25 L214	29,06	24,40	17,10	360°	25,0	32,5	60-80	190	4645	2505	1320	2745
F315RB.2.25 L323	29,06	22,10	14,65	360°	25,0	32,5	60-80	190	4675	2520	1320	2735
F315RB.2.25 L324	29,06	24,00	16,45	360°	25,0	32,5	60-80	190	4775	2520	1320	2735
F315RB.2.26	28,75	16,55	11,90	360°	25,0	32,5	60-80	190	4065	2505	1125	2460
F315RB.2.26 L213	28,75	24,65	17,35	360°	25,0	32,5	60-80	190	4765	2530	1320	2795
F315RB.2.26 L214	28,75	26,55	19,15	360°	25,0	32,5	60-80	190	4835	2530	1320	2795
F315RB.2.27	28,45	18,65	13,95	360°	25,0	32,5	60-80	190	4195	2505	1195	2460
F315RB.2.28	27,83	20,85	16,10	360°	25,0	32,5	60-80	190	4315	2535	1200	2460
F315RBC.2.24	29,87	10,50	6,85	360°	25,0	32,5	60-80	190	3655	2505	1125	2460
F315RBC.2.24 L323	29,87	18,30	11,65	360°	25,0	32,5	60-80	190	4425	2520	1320	2725
F315RBC.2.24 L324	29,87	20,20	13,45	360°	25,0	32,5	60-80	190	4524	2520	1320	2725
F315RBC.2.25	29,67	12,80	9,05	360°	25,0	32,5	60-80	190	3845	2505	1125	2460
F315RBC.2.26	29,47	14,90	11,05	360°	25,0	32,5	60-80	190	3990	2505	1125	2460

F315RB.2.22

15°

MAX.	7120	5005	3815
10500	4,35	6,15	8,10

F315RB.2.23

15°

MAX.	6865	4795	3655	2930
10500	4,40	6,25	8,15	10,10

F315RB.2.24

15°

MAX.	6615	4590	3465	2765	2300	1805	1460	1195
10500	4,50	6,35	8,20	10,15	12,10	14,45	16,75	19,20

.24 L323

10°

1160	1010	890	795	670	580	380
15,10	16,60	18,20	19,90	21,80	23,70	25,60

.24 L324

10°

1070	920	800	705	635	550	360
15,20	16,65	18,30	20,00	21,80	23,70	25,60

F315RB.2.25

15°

MAX.	6390	4405	3295	2605	2140	1755	1415	1155	960
10500	4,55	6,40	8,30	10,20	12,20	14,40	16,70	19,15	21,70

.25 L213

10°

915	795	700	630	545	340
17,10	18,80	20,60	22,55	24,60	26,70

.25 L214

10°

845	725	635	560	515	330
17,15	18,90	20,70	22,60	24,40	26,50

.25 L323

10°

770	675	595	540	445	380	325
17,30	18,80	20,40	22,10	24,00	25,90	27,80

.25 L324

10°

680	585	510	450	405	345	295
17,40	18,85	20,50	22,20	24,00	25,90	27,80

F315RB.2.26

15°

MAX.	6180	4230	3135	2450	1990	1630	1365	1110	915	775
10500	4,65	6,50	8,35	10,30	12,30	14,35	16,55	19,00	21,50	23,90

.26 L213

10°

625	545	480	435	370	320
19,20	20,90	22,70	24,65	26,70	28,80

.26 L214

10°

555	475	415	370	340	290
19,30	21,00	22,80	24,75	26,55	28,60

F315RB.2.27

15°

MAX.	5980	4075	3000	2320	1860	1505	1250	1075	885	745
10500	4,75	6,60	8,45	10,35	12,35	14,40	16,50	18,65	21,20	23,60

F315RB.2.28

15°

MAX.	5860	3965	2890	2210	1755	1400	1140	965	845	710
10500	4,75	6,60	8,50	10,40	12,40	14,45	16,55	18,70	20,85	23,25

C VERSION

F315RBC.2.24

15°

MAX.	8190	6355	4490	3445	2780	2210	1760	1430
9000	3,65	4,70	6,60	8,50	10,50	12,80	15,15	17,55

.24 L323

10°

1545	1335	1160	1030	875	695	410
13,50	14,95	16,60	18,30	20,20	22,10	24,00

.24 L324

10°

1455	1245	1070	940	840	670	410
13,55	15,00	16,70	18,40	20,20	22,10	24,00

F315RBC.2.25

15°

MAX.	7920	6140	4310	3275	2620	2160	1720	1395	1150
9000	3,75	4,80	6,65	8,60	10,60	12,80	15,10	17,55	20,10

F315RBC.2.26

15°

MAX.	7665	5930	4135	3115	2465	2035	1675	1355	1110	840
9000	3,85	4,85	6,75	8,65	10,65	12,70	14,90	17,35	19,90	22,30

F345B.2 xe-dynamic

MEDIUM - DUTY CRANES

xe-dynamic standard package

ADC Automatic Dynamic Control — control	D850 Digital Multifunction Distributor Bank — control	RCH/RCS Radio Remote Control — control	FX500 Fassi Electronic Control — control	FSC Fassi Stability Control — control	CPM Crane Position Monitoring — control
MPES Multi Power Extension System — performance	X Design Decagonal Section — performance	PROLINK Progressive Link — performance	FS Flow Sharing — performance	XF Extra Fast — performance	XP Extra Power — performance
UHSS Ultra High Strength Steel — strength	FWD Fewer Welds Design — strength	CQ Cast Quality — strength	RPS Rack and Pinion System — strength		

						kNm	MPa	l/min	oil				
F345B.2.22	33,14	8,10	3,80	400°	41,0	34,5	60-80	190	3120	2505	1110	2460
F345B.2.23	32,33	10,10	5,70	400°	41,0	34,5	60-80	190	3320	2505	1110	2460
F345B.2.24	31,92	12,10	7,65	400°	41,0	34,5	60-80	190	3510	2505	1110	2460
F345B.2.24 L323	31,92	19,90	12,45	400°	41,0	34,5	60-80	190	4280	2520	1305	2735
F345B.2.24 L324	31,92	21,80	14,25	400°	41,0	34,5	60-80	190	4380	2520	1305	2735
F345B.2.25	31,31	14,40	9,85	400°	41,0	34,5	60-80	190	3690	2505	1110	2460
F345B.2.25 L213	31,31	22,55	15,30	400°	41,0	34,5	60-80	190	4375	2505	1305	2750
F345B.2.25 L214	31,31	24,40	17,10	400°	41,0	34,5	60-80	190	4445	2505	1305	2750
F345B.2.25 L323	31,31	22,10	14,65	400°	41,0	34,5	60-80	190	4475	2520	1305	2735
F345B.2.25 L324	31,31	24,00	16,45	400°	41,0	34,5	60-80	190	4575	2520	1305	2735
F345B.2.26	30,90	16,55	11,90	400°	41,0	34,5	60-80	190	3875	2505	1110	2460
F345B.2.26 L213	30,90	24,65	17,35	400°	41,0	34,5	60-80	190	4575	2530	1305	2795
F345B.2.26 L214	30,90	26,55	19,15	400°	41,0	34,5	60-80	190	4645	2530	1305	2795
F345B.2.27	30,59	18,65	13,95	400°	41,0	34,5	60-80	190	4015	2505	1180	2460
F345B.2.28	29,98	20,85	16,10	400°	41,0	34,5	60-80	190	4125	2535	1185	2460
F345BC.2.24	32,02	10,50	6,85	400°	41,0	34,5	60-80	190	3470	2505	1110	2460
F345BC.2.24 L323	32,02	18,30	11,65	400°	41,0	34,5	60-80	190	4240	2505	1305	2725
F345BC.2.24 L324	32,02	20,20	13,45	400°	41,0	34,5	60-80	190	4340	2505	1305	2725
F345BC.2.25	31,92	12,80	9,05	400°	41,0	34,5	60-80	190	3640	2505	1110	2460
F345BC.2.26	31,71	14,90	11,05	400°	41,0	34,5	60-80	190	3800	2505	1110	2460

F345B.2.22

15°

MAX. 11000	7620 / 4,35	5365 / 6,15	4095 / 8,10

F345B.2.23

15°

MAX. 11000	7355 / 4,40	5150 / 6,25	3935 / 8,15	3155 / 10,10

F345B.2.24

15°

MAX. 11000	7100 / 4,50	4940 / 6,35	3740 / 8,20	2990 / 10,15	2490 / 12,10	1945 / 14,45	1575 / 16,75	1295 / 19,20

.24 L323 — 10°

1290 / 15,10	1130 / 16,60	995 / 18,20	890 / 19,90	760 / 21,80	660 / 23,70	450 / 25,60

.24 L324 — 10°

1200 / 15,20	1040 / 16,65	905 / 18,30	800 / 20,00	720 / 21,80	625 / 23,70	440 / 25,60

F345B.2.25

15°

MAX. 11000	6870 / 4,55	4750 / 6,40	3750 / 8,30	2825 / 10,20	2330 / 12,20	1895 / 14,40	1535 / 16,70	1255 / 19,15	1045 / 21,70

.25 L213 — 10°

1025 / 17,10	895 / 18,80	795 / 20,60	715 / 22,55	605 / 24,60	380 / 26,70

.25 L214 — 10°

960 / 17,15	830 / 18,90	725 / 20,70	645 / 22,60	590 / 24,40	390 / 26,50

.25 L323 — 10°

880 / 17,30	775 / 18,80	690 / 20,40	625 / 22,10	520 / 24,00	450 / 25,90	395 / 27,80

.25 L324 — 10°

790 / 17,40	685 / 18,85	600 / 20,50	535 / 22,20	485 / 24,00	415 / 25,90	360 / 27,80

F345B.2.26

15°

MAX. 11000	6650 / 4,65	4575 / 6,50	3405 / 8,35	2670 / 10,30	2175 / 12,30	1770 / 14,35	1480 / 16,55	1210 / 19,00	1000 / 21,50	850 / 23,90

.26 L213 — 10°

725 / 19,20	635 / 20,90	565 / 22,70	510 / 24,65	440 / 26,70	340 / 28,80

.26 L214 — 10°

655 / 19,30	565 / 21,00	500 / 22,80	445 / 24,75	410 / 26,55	310 / 28,60

F345B.2.27

15°

MAX. 11000	6440 / 4,75	4415 / 6,60	3265 / 8,45	2540 / 10,35	2045 / 12,35	1645 / 14,40	1370 / 16,50	1180 / 18,65	975 / 21,20	825 / 23,60

F345B.2.28

15°

MAX. 11000	6315 / 4,75	4300 / 6,60	3155 / 8,50	2430 / 10,40	1940 / 12,40	1535 / 14,45	1260 / 16,55	1070 / 18,70	935 / 20,85	790 / 23,25

C VERSION

F345BC.2.24

15°

MAX. 9000	8770 / 3,65	6820 / 4,70	4830 / 6,60	3710 / 8,50	3000 / 10,50	2370 / 12,80	1890 / 15,15	1540 / 17,55

.24 L323 — 10°

1695 / 13,50	1465 / 14,95	1280 / 16,60	1140 / 18,30	950 / 20,20	750 / 22,10	450 / 24,00

.24 L324 — 10°

1600 / 13,55	1375 / 15,00	1190 / 16,70	1045 / 18,40	920 / 20,20	730 / 22,10	450 / 24,00

F345BC.2.25

15°

MAX. 9000	8495 / 3,75	6595 / 4,80	4645 / 6,65	3535 / 8,60	2835 / 10,60	2325 / 12,80	1850 / 15,10	1505 / 17,55	1240 / 20,10

F345BC.2.26

15°

MAX. 9000	8230 / 3,85	6380 / 4,85	4470 / 6,75	3375 / 8,65	2680 / 10,65	2210 / 12,70	1810 / 14,90	1465 / 17,35	1205 / 19,90	870 / 22,30

F345RB.2 xe-dynamic

MEDIUM - DUTY CRANES

xe-dynamic standard package

- ADC – Automatic Dynamic Control – control
- D850 – Digital Multifunction Distributor Bank – control
- RCH/RCS – Radio Remote Control – control
- FX500 – Fassi Electronic Control – control
- FSC – Fassi Stability Control – control
- CPM – Crane Position Monitoring – control
- MPES – Multi Power Extension System – performance
- X Design – Decagonal Section – performance
- PROLINK – Progressive Link – performance
- FS – Flow Sharing – performance
- XF – Extra Fast – performance
- XP – Extra Power – performance
- UHSS – Ultra High Strength Steel – strength
- FWD – Fewer Welds Design – strength
- CQ – Cast Quality – strength

				continuous		MPa	l/min	oil				
F345RB.2.22	33,14	8,10	3,80	360°	25,0	34,5	60-80	190	3330	2505	1125	2460
F345RB.2.23	32,33	10,10	5,70	360°	25,0	34,5	60-80	190	3470	2505	1125	2460
F345RB.2.24	31,92	12,10	7,65	360°	25,0	34,5	60-80	190	3700	2505	1125	2460
F345RB.2.24 L323	31,92	19,90	12,45	360°	25,0	34,5	60-80	190	4470	2520	1320	2735
F345RB.2.24 L324	31,92	21,80	14,25	360°	25,0	34,5	60-80	190	4570	2520	1320	2735
F345RB.2.25	31,31	14,40	9,85	360°	25,0	34,5	60-80	190	3890	2505	1125	2460
F345RB.2.25 L213	31,31	22,55	15,30	360°	25,0	34,5	60-80	190	4575	2505	1320	2745
F345RB.2.25 L214	31,31	24,40	17,10	360°	25,0	34,5	60-80	190	4645	2505	1320	2745
F345RB.2.25 L323	31,31	22,10	14,65	360°	25,0	34,5	60-80	190	4675	2520	1320	2735
F345RB.2.25 L324	31,31	24,00	16,45	360°	25,0	34,5	60-80	190	4775	2520	1320	2735
F345RB.2.26	30,90	16,55	11,90	360°	25,0	34,5	60-80	190	4065	2505	1125	2460
F345RB.2.26 L213	30,90	24,65	17,35	360°	25,0	34,5	60-80	190	4765	2530	1320	2795
F345RB.2.26 L214	30,90	26,55	19,15	360°	25,0	34,5	60-80	190	4835	2530	1320	2795
F345RB.2.27	30,59	18,65	13,95	360°	25,0	34,5	60-80	190	4195	2505	1195	2460
F345RB.2.28	29,98	20,85	16,10	360°	25,0	34,5	60-80	190	4315	2535	1200	2460
F345RBC.2.24	32,02	10,50	6,85	360°	25,0	34,5	60-80	190	3655	2505	1125	2460
F345RBC.2.24 L323	32,02	18,30	11,65	360°	25,0	34,5	60-80	190	4425	2520	1320	2725
F345RBC.2.24 L324	32,02	20,20	13,45	360°	25,0	34,5	60-80	190	4524	2520	1320	2725
F345RBC.2.25	31,92	12,80	9,05	360°	25,0	34,5	60-80	190	3845	2505	1125	2460
F345RBC.2.26	31,71	14,90	11,05	360°	25,0	34,5	60-80	190	3990	2505	1125	2460

F345RB.2.22

15°

MAX.	7620	5365	4095
11000	4,35	6,15	8,10

F345RB.2.23

15°

MAX.	7355	5150	3935	3155
11000	4,40	6,25	8,15	10,10

F345RB.2.24

15°

MAX.	7100	4940	3740	2990	2490	1945	1575	1295
11000	4,50	6,35	8,20	10,15	12,10	14,45	16,75	19,20

.24 L323

10°

1290	1130	995	890	760	660	450
15,10	16,60	18,20	19,90	21,80	23,70	25,60

.24 L324

10°

1200	1040	905	800	720	625	440
15,20	16,65	18,30	20,00	21,80	23,70	25,60

F345RB.2.25

15°

MAX.	6870	4750	3750	2825	2330	1895	1535	1255	1045
11000	4,55	6,40	8,30	10,20	12,20	14,40	16,70	19,15	21,70

.25 L213

10°

1025	895	795	715	605	380
17,10	18,80	20,60	22,55	24,60	26,70

.25 L214

10°

960	830	725	645	590	390
17,15	18,90	20,70	22,60	24,40	26,50

.25 L323

10°

880	775	690	625	520	450	395
17,30	18,80	20,40	22,10	24,00	25,90	27,80

.25 L324

10°

790	685	600	535	485	415	360
17,40	18,85	20,50	22,20	24,00	25,90	27,80

F345RB.2.26

15°

MAX.	6650	4575	3405	2670	2175	1770	1480	1210	1000	850
11000	4,65	6,50	8,35	10,30	12,30	14,35	16,55	19,00	21,50	23,90

.26 L213

10°

725	635	565	510	440	340
19,20	20,90	22,70	24,65	26,70	28,80

.26 L214

10°

655	565	500	445	410	310
19,30	21,00	22,80	24,75	26,55	28,60

F345RB.2.27

15°

MAX.	6440	4415	3265	2540	2045	1645	1370	1180	975	825
11000	4,75	6,60	8,45	10,35	12,35	14,40	16,50	18,65	21,20	23,60

F345RB.2.28

15°

MAX.	6315	4300	3155	2430	1940	1535	1260	1070	935	790
11000	4,75	6,60	8,50	10,40	12,40	14,45	16,55	18,70	20,85	23,25

C VERSION

F345RBC.2.24

15°

MAX.	8770	6820	4830	3710	3000	2370	1890	1540
9000	3,65	4,70	6,60	8,50	10,50	12,80	15,15	17,55

.24 L323

10°

1695	1465	1280	1140	950	750	450
13,50	14,95	16,60	18,30	20,20	22,10	24,00

.24 L324

10°

1600	1375	1190	1045	920	730	450
13,55	15,00	16,70	18,40	20,20	22,10	24,00

F345RBC.2.25

15°

MAX.	8495	6595	4645	3535	2835	2325	1850	1505	1240
9000	3,75	4,80	6,65	8,60	10,60	12,80	15,10	17,55	20,10

F345RBC.2.26

15°

MAX.	8230	6380	4470	3375	2680	2210	1810	1465	1205	870
9000	3,85	4,85	6,75	8,65	10,65	12,70	14,90	17,35	19,90	22,30

F365A.2 e-dynamic

CERTIFIED DYNAMIC PERFORMANCE

MEDIUM - DUTY CRANES

e-dynamic standard package

ADC Automatic Dynamic Control	D850 Digital Multifunction Distributor Bank	RCH/RCS Radio Remote Control	FX500 Fassi Electronic Control	FSC Fassi Stability Control	CPM Crane Position Monitoring	
control	control	control	control	control	control	
MPES Multi Power Extension System	PROLINK Progressive Link	FS Flow Sharing	XF Extra Fast	XP Extra Power		
performance	performance	performance	performance	performance		
UHSS Ultra High Strength Steel	FWD Fewer Welds Design	CQ Cast Quality	RPS Rack and Pinion System			
strength	strength	strength	strength			

						MPa	l/min	oil				
F365A.2.22	34,15	8,15	3,80	400°	47,5	32,5	60-80	190	3350	2510	1055	2460
F365A.2.23	33,44	10,20	5,80	400°	47,5	32,5	60-80	190	3580	2510	1110	2460
F365A.2.24	32,82	12,30	7,80	400°	47,5	32,5	60-80	190	3800	2510	1110	2460
F365A.2.24 L323	32,82	20,05	12,60	400°	47,5	32,5	60-80	190	4700	2535	1285	2720
F365A.2.24 L324	32,82	21,95	14,40	400°	47,5	32,5	60-80	190	4800	2535	1285	2720
F365A.2.25	32,42	14,60	10,00	400°	47,5	32,5	60-80	190	4000	2510	1110	2460
F365A.2.25 L323	32,42	22,25	14,80	400°	47,5	32,5	60-80	190	4900	2535	1285	2720
F365A.2.25 L324	32,42	24,15	16,60	400°	47,5	32,5	60-80	190	5000	2535	1285	2720
F365A.2.26	31,60	16,70	12,05	400°	47,5	32,5	60-80	190	4200	2510	1110	2460
F365A.2.26 L212	31,60	22,80	15,55	400°	47,5	32,5	60-80	190	4850	2535	1285	2755
F365A.2.26 L213	31,60	24,80	17,50	400°	47,5	32,5	60-80	190	4930	2535	1285	2755
F365A.2.26 L214	31,60	26,70	19,30	400°	47,5	32,5	60-80	190	5000	2535	1285	2755
F365A.2.27	31,09	18,85	14,10	400°	47,5	32,5	60-80	190	4380	2510	1175	2460
F365A.2.28	30,58	20,90	16,15	400°	47,5	32,5	60-80	190	4500	2535	1175	2460
F365AC.2.24	32,82	10,65	7,00	400°	47,5	32,5	60-80	190	3710	2510	1110	2460
F365AC.2.24 L323	32,82	18,45	11,80	400°	47,5	32,5	60-80	190	4465	2535	1285	2720
F365AC.2.24 L324	32,82	20,35	13,60	400°	47,5	32,5	60-80	190	4565	2535	1285	2720
F365AC.2.26	32,52	15,05	11,20	400°	47,5	32,5	60-80	190	4110	2510	1110	2460

F365A.2.22

15°

MAX.	7840	5490	4170	3200	2550
11500	4,35	6,20	8,15	10,25	12,35

F365A.2.23

15°

MAX.	7600	5300	4005	3215	2550	2000	1600
11500	4,40	6,25	8,20	10,20	12,30	14,60	16,90

F365A.2.24

15°

MAX.	7300	5045	3765	2980	2480	1900	1500	1200
11500	4,50	6,35	8,30	10,30	12,25	14,55	16,85	19,30

.24 L323 — 10°

1330	1165	1030	925	750	600	360
15,25	16,75	18,35	20,05	21,95	23,85	25,75

.24 L324 — 10°

1240	1075	940	835	750	550	330
15,35	16,80	18,45	20,15	22,00	23,85	25,80

F365A.2.25

15°

MAX.	7040	4830	3560	2785	2285	1865	1450	1200	950
11500	4,60	6,45	8,40	10,40	12,40	14,60	16,90	19,20	21,40

.25 L323 — 10°

900	795	710	640	500	420	350
17,45	18,95	20,55	22,25	24,15	26,05	27,95

.25 L324 — 10°

815	705	620	550	500	430	370
17,55	19,00	20,65	22,35	24,15	26,05	27,95

F365A.2.26

15°

MAX.	6800	4635	3885	2615	2120	1700	1440	1100	900	670
11500	4,65	6,50	8,45	10,45	12,45	14,65	16,70	19,10	21,55	24,00

.26 L212 — 10°

745	660	595	460	390	340
19,25	21,00	22,80	24,75	26,85	28,90

.26 L213 — 10°

660	580	515	465	360	320
19,35	21,05	22,90	24,80	26,90	29,00

.26 L214 — 10°

600	510	450	400	365	270
19,45	21,15	22,95	24,90	26,70	28,75

F365A.2.27

15°

MAX.	6545	4440	3215	2460	1970	1555	1280	1120	940	670
11500	4,75	6,60	8,55	10,55	12,55	14,75	16,95	18,85	21,30	23,75

F365A.2.28

15°

MAX.	6445	4340	3110	2285	1800	1440	1165	1005	885	650	300
11500	4,75	6,60	8,55	10,55	12,55	14,75	16,95	18,90	20,90	22,90	24,90

C VERSION

F365AC.2.24

15°

9500	6990	4865	3700	2995	2280	1750	1300
3,45	4,70	6,65	8,65	10,65	12,95	15,25	17,70

.24 L323 — 10°

1715	1485	1300	1155	825	580	350
13,60	15,10	16,75	18,45	20,35	22,25	24,15

.24 L324 — 10°

1620	1390	1205	1065	845	580	350
13,70	15,20	16,80	18,50	20,35	22,25	24,15

F365AC.2.26

15°

MAX.	8435	6505	4460	3320	2630	2140	1785	1300	1100	680
9500	3,85	4,85	6,80	8,80	10,80	13,00	15,05	17,50	19,90	22,35

F365RA.2 e-dynamic

CERTIFIED DYNAMIC PERFORMANCE

MEDIUM - DUTY CRANES

e-dynamic standard package

- ADC — Automatic Dynamic Control — control
- D850 — Digital Multifunction Distributor Bank — control
- RCH/RCS — Radio Remote Control — control
- FX500 — Fassi Electronic Control — control
- FSC — Fassi Stability Control — control
- CPM — Crane Position Monitoring — control
- MPES — Multi Power Extension System — performance
- PROLINK — Progressive Link — performance
- FS — Flow Sharing — performance
- XF — Extra Fast — performance
- XP — Extra Power — performance
- UHSS — Ultra High Strength Steel — strength
- FWD — Fewer Welds Design — strength
- CQ — Cast Quality — strength

				continuous		MPa	l/min	oil				
F365RA.2.22	34,15	8,15	3,80	360°	25,0	32,5	60-80	190	3510	2520	1070	2460
F365RA.2.23	33,44	10,20	5,80	360°	25,0	32,5	60-80	190	3740	2520	1125	2460
F365RA.2.24	32,82	12,30	7,80	360°	25,0	32,5	60-80	190	3960	2520	1125	2460
F365RA.2.24 L323	32,82	20,05	12,60	360°	25,0	32,5	60-80	190	4860	2535	1310	2720
F365RA.2.24 L324	32,82	22,00	14,40	360°	25,0	32,5	60-80	190	4960	2535	1310	2720
F365RA.2.25	32,42	14,60	10,00	360°	25,0	32,5	60-80	190	4160	2520	1125	2460
F365RA.2.25 L323	32,42	22,25	14,80	360°	25,0	32,5	60-80	190	5060	2535	1310	2720
F365RA.2.25 L324	32,42	24,15	16,60	360°	25,0	32,5	60-80	190	5160	2535	1310	2720
F365RA.2.26	31,60	16,70	12,05	360°	25,0	32,5	60-80	190	4360	2520	1125	2460
F365RA.2.26 L212	31,60	22,80	15,55	360°	25,0	32,5	60-80	190	5010	2535	1310	2755
F365RA.2.26 L213	31,60	24,80	17,50	360°	25,0	32,5	60-80	190	5090	2535	1310	2755
F365RA.2.26 L214	31,60	26,70	19,30	360°	25,0	32,5	60-80	190	5160	2535	1310	2755
F365RA.2.27	31,09	18,85	14,10	360°	25,0	32,5	60-80	190	4540	2520	1190	2460
F365RA.2.28	30,58	20,90	16,15	360°	25,0	32,5	60-80	190	4660	2535	1190	2460
F365RAC.2.24	32,82	10,65	7,00	360°	25,0	32,5	60-80	190	3870	2520	1125	2460
F365RAC.2.24 L323	32,82	18,45	11,80	360°	25,0	32,5	60-80	190	4625	2535	1310	2720
F365RAC.2.24 L324	32,82	20,35	13,60	360°	25,0	32,5	60-80	190	4725	2535	1310	2720
F365RAC.2.26	32,52	15,05	11,20	360°	25,0	32,5	60-80	190	4270	2520	1125	2460

F365RA.2.22

15°

MAX.	7840	5490	4170	3200	2550
11500	4,35	6,20	8,15	10,25	12,35

F365RA.2.23

15°

MAX.	7600	5300	4005	3215	2550	2000	1600
11500	4,40	6,25	8,20	10,20	12,30	14,60	16,90

F365RA.2.24

15°

MAX.	7300	5045	3765	2980	2480	1900	1500	1200
11500	4,50	6,35	8,30	10,30	12,25	14,55	16,85	19,30

.24 L323

10°

1330	1165	1030	925	750	600	360
15,25	16,75	18,35	20,05	21,95	23,85	25,75

.24 L324

10°

1240	1075	940	835	750	550	330
15,35	16,80	18,45	20,15	22,00	23,85	25,80

F365RA.2.25

15°

MAX.	7040	4830	3560	2785	2285	1865	1450	1200	950
11500	4,60	6,45	8,40	10,40	12,40	14,60	16,90	19,20	21,40

.25 L323

10°

900	795	710	640	500	420	350
17,45	18,95	20,55	22,25	24,15	26,05	27,95

.25 L324

10°

815	705	620	550	500	430	370
17,55	19,00	20,65	22,35	24,15	26,05	27,95

F365RA.2.26

15°

MAX.	6800	4635	3885	2615	2120	1700	1440	1100	900	650
11500	4,65	6,50	8,45	10,45	12,45	14,65	16,70	19,10	21,55	24,00

.26 L212

10°

745	660	595	460	390	340
19,25	21,00	22,80	24,75	26,85	28,90

.26 L213

10°

660	580	515	465	360	320
19,35	21,05	22,90	24,80	26,90	29,00

.26 L214

10°

600	510	450	400	365	270
19,45	21,15	22,95	24,90	26,70	28,75

F365RA.2.27

15°

MAX.	6545	4440	3215	2460	1970	1555	1280	1120	940	670
11500	4,75	6,60	8,55	10,55	12,55	14,75	16,95	18,85	21,30	23,75

F365RA.2.28

15°

MAX.	6445	4340	3110	2285	1800	1440	1165	1005	650	300
11500	4,75	6,60	8,55	10,55	12,55	14,75	16,95	18,90	20,90	24,90

C VERSION

F365RAC.2.24

15°

9500	6990	4865	3700	2995	2280	1750	1300
3,45	4,70	6,65	8,65	10,65	12,95	15,25	17,70

.24 L323

10°

1715	1485	1300	1155	825	580	350
13,60	15,10	16,75	18,45	20,35	22,25	24,15

.24 L324

10°

1620	1390	1205	1065	845	580	350
13,70	15,20	16,80	18,50	20,35	22,25	24,15

F365RAC.2.26

15°

MAX.	8435	6505	4460	3320	2630	2140	1785	1300	1100	680
9500	3,85	4,85	6,80	8,80	10,80	13,00	15,05	17,50	19,90	22,35

F395A.2 xe-dynamic

MEDIUM - DUTY CRANES

xe-dynamic standard package

ADC Automatic Dynamic Control	D850 Digital Multifunction Distributor Bank	RCH/RCS Radio Remote Control	FX500 Fassi Electronic Control	FSC Fassi Stability Control	CPM Crane Position Monitoring
control	control	control	control	control	control
MPES Multi Power Extension System	PROLINK Progressive Link	FS Flow Sharing	XF Extra Fast	XP Extra Power	
performance	performance	performance	performance	performance	
UHSS Ultra High Strength Steel	FWD Fewer Welds Design	CQ Cast Quality	RPS Rack and Pinion System		
strength	strength	strength	strength		

						MPa	l/min	oil				
F395A.2.22	36,49	8,15	3,80	400°	47,5	33,5	60-80	190	3350	2510	1055	2460
F395A.2.23	35,88	10,20	5,80	400°	47,5	33,5	60-80	190	3580	2510	1110	2460
F395A.2.24	35,27	12,30	7,80	400°	47,5	33,5	60-80	190	3800	2510	1110	2460
F395A.2.24 L323	35,27	20,05	12,60	400°	47,5	33,5	60-80	190	4700	2535	1285	2720
F395A.2.24 L324	35,27	21,95	14,40	400°	47,5	33,5	60-80	190	4800	2535	1285	2720
F395A.2.25	34,76	14,60	10,00	400°	47,5	33,5	60-80	190	4000	2510	1110	2460
F395A.2.25 L323	34,76	22,25	14,80	400°	47,5	33,5	60-80	190	4900	2535	1285	2720
F395A.2.25 L324	34,76	24,15	16,60	400°	47,5	33,5	60-80	190	5000	2535	1285	2720
F395A.2.26	34,05	16,70	12,05	400°	47,5	33,5	60-80	190	4200	2510	1110	2460
F395A.2.26 L212	34,05	22,80	15,55	400°	47,5	33,5	60-80	190	4850	2535	1285	2755
F395A.2.26 L213	34,05	24,80	17,50	400°	47,5	33,5	60-80	190	4930	2535	1285	2755
F395A.2.26 L214	34,05	26,70	19,30	400°	47,5	33,5	60-80	190	5000	2535	1285	2755
F395A.2.27	33,54	18,85	14,10	400°	47,5	33,5	60-80	190	4380	2510	1175	2460
F395A.2.28	32,72	20,90	16,15	400°	47,5	33,5	60-80	190	4500	2535	1175	2460
F395AC.2.24	35,27	10,65	7,00	400°	47,5	33,5	60-80	190	3710	2510	1110	2460
F395AC.2.24 L323	35,27	18,45	11,80	400°	47,5	33,5	60-80	190	4465	2535	1285	2720
F395AC.2.24 L324	35,27	20,35	13,60	400°	47,5	33,5	60-80	190	4565	2535	1285	2720
F395AC.2.26	34,86	15,05	11,20	400°	47,5	33,5	60-80	190	4110	2510	1110	2460

F395A.2.22

15°

MAX.					
11500	8395	5890	4480	3400	2660
	4,35	6,20	8,15	10,25	12,35

F395A.2.23

15°

MAX.						
11500	8145	5695	4310	3460	2660	2075	1665
	4,40	6,25	8,20	10,20	12,30	14,60	16,90

F395A.2.24

15°

MAX.								
11500	7840	5435	4065	3225	2580	2010	1610	1315
	4,50	6,35	8,30	10,30	12,25	14,55	16,85	19,30

.24 L323 — 10°

1365	1200	1060	950	810	650	400
15,25	16,75	18,35	20,05	21,95	23,85	25,75

.24 L324 — 10°

1275	1105	970	860	775	630	380
15,35	16,80	18,45	20,15	22,00	23,85	25,80

F395A.2.25

15°

MAX.								
11500	7565	5210	3860	3030	2390	1940	1555	1270	1050
	4,60	6,45	8,40	10,40	12,40	14,60	16,90	19,20	21,40

.25 L323 — 10°

935	825	735	665	560	480	380
17,45	18,95	20,55	22,25	24,15	26,05	27,95

.25 L324 — 10°

845	735	645	575	525	450	395
17,55	19,00	20,65	22,35	24,15	26,05	27,95

F395A.2.26

15°

MAX.									
11500	7325	5015	3680	2855	2220	1775	1505	1225	1030	730
	4,65	6,50	8,45	10,45	12,45	14,65	16,70	19,10	21,55	24,00

.26 L212 — 10°

800	710	640	500	430	370
19,25	21,00	22,80	24,75	26,85	28,90

.26 L213 — 10°

715	630	560	505	410	350
19,35	21,05	22,90	24,80	26,90	29,00

.26 L214 — 10°

650	560	495	440	405	310
19,45	21,15	22,95	24,90	26,70	28,75

F395A.2.27

15°

MAX.									
11500	7070	4815	3510	2700	2070	1630	1345	1180	985	730
	4,75	6,60	8,55	10,55	12,55	14,75	16,95	18,85	21,30	23,75

F395A.2.28

15°

MAX.										
11500	6895	4650	3335	2525	1905	1465	1180	1015	895	700	350
	4,75	6,60	8,55	10,55	12,55	14,75	16,95	18,90	20,90	22,90	24,90

C VERSION

F395AC.2.24

15°

9500	7510	5245	3990	3235	2465	1950	1400
3,65	4,70	6,65	8,65	10,65	12,95	15,25	17,70

.24 L323 — 10°

1795	1555	1360	1215	900	700	440
13,60	15,10	16,75	18,45	20,35	22,25	24,15

.24 L324 — 10°

1700	1465	1270	1120	920	700	400
13,70	15,20	16,80	18,50	20,35	22,25	24,15

F395AC.2.26

15°

MAX.										
9500	9055	7005	4825	3605	2860	2230	1860	1500	1200	740
	3,85	4,85	6,80	8,80	10,80	13,00	15,05	17,50	19,90	22,35

F395RA.2 xe-dynamic

MEDIUM - DUTY CRANES

xe-dynamic standard package

- ADC – Automatic Dynamic Control – control
- D850 – Digital Multifunction Distributor Bank – control
- RCH/RCS – Radio Remote Control – control
- FX500 – Fassi Electronic Control – control
- FSC – Fassi Stability Control – control
- CPM – Crane Position Monitoring – control
- MPES – Multi Power Extension System – performance
- PROLINK – Progressive Link – performance
- FS – Flow Sharing – performance
- XF – Extra Fast – performance
- XP – Extra Power – performance
- UHSS – Ultra High Strength Steel – strength
- FWD – Fewer Welds Design – strength
- CQ – Cast Quality – strength

				continuous	x Nm	MPa	l/min	oil				
F395RA.2.22	36,49	8,15	3,80	360°	25,0	33,5	60-80	190	3510	2520	1070	2460
F395RA.2.23	35,88	10,20	5,80	360°	25,0	33,5	60-80	190	3740	2520	1125	2460
F395RA.2.24	35,27	12,30	7,80	360°	25,0	33,5	60-80	190	3960	2520	1125	2460
F395RA.2.24 L323	35,27	20,05	12,60	360°	25,0	33,5	60-80	190	4860	2535	1310	2720
F395RA.2.24 L324	35,27	22,00	14,40	360°	25,0	33,5	60-80	190	4960	2535	1310	2720
F395RA.2.25	34,76	14,60	10,00	360°	25,0	33,5	60-80	190	4160	2520	1125	2460
F395RA.2.25 L323	34,76	22,25	14,80	360°	25,0	33,5	60-80	190	5060	2535	1310	2720
F395RA.2.25 L324	34,76	24,15	16,60	360°	25,0	33,5	60-80	190	5160	2535	1310	2720
F395RA.2.26	34,05	16,70	12,05	360°	25,0	33,5	60-80	190	4360	2520	1125	2460
F395RA.2.26 L212	34,05	22,80	15,55	360°	25,0	33,5	60-80	190	5010	2535	1310	2755
F395RA.2.26 L213	34,05	24,80	17,50	360°	25,0	33,5	60-80	190	5090	2535	1310	2755
F395RA.2.26 L214	34,05	26,70	19,30	360°	25,0	33,5	60-80	190	5160	2535	1310	2755
F395RA.2.27	33,54	18,85	14,10	360°	25,0	33,5	60-80	190	4540	2520	1190	2460
F395RA.2.28	32,72	20,90	16,15	360°	25,0	33,5	60-80	190	4660	2535	1190	2460
F395RAC.2.24	35,27	10,65	7,00	360°	25,0	33,5	60-80	190	3870	2520	1125	2460
F395RAC.2.24 L323	35,27	18,45	11,80	360°	25,0	33,5	60-80	190	4625	2535	1310	2720
F395RAC.2.24 L324	35,27	20,35	13,60	360°	25,0	33,5	60-80	190	4725	2535	1310	2720
F395RAC.2.26	34,86	15,05	11,20	360°	25,0	33,5	60-80	190	4270	2520	1125	2460

F395RA.2.22

15°

MAX.	8395	5890	4480	3400	2660
11500	4,35	6,20	8,15	10,25	12,35

F395RA.2.23

15°

MAX.	8145	5695	4310	3460	2660	2075	1665
11500	4,40	6,25	8,20	10,20	12,30	14,60	16,90

F395RA.2.24

15°

MAX.	7840	5435	4065	3225	2580	2010	1610	1315
11500	4,50	6,35	8,30	10,30	12,25	14,55	16,85	19,30

.24 L323

10°

1365	1200	1060	950	810	650	400
15,25	16,75	18,35	20,05	21,95	23,85	25,75

.24 L324

10°

1275	1105	970	860	775	630	380
15,35	16,80	18,45	20,15	22,00	23,85	25,80

F395RA.2.25

15°

MAX.	7565	5210	3860	3030	2390	1940	1555	1270	1050
11500	4,60	6,45	8,40	10,40	12,40	14,60	16,90	19,20	21,40

.25 L323

10°

935	825	735	665	560	480	380
17,45	18,95	20,55	22,25	24,15	26,05	27,95

.25 L324

10°

845	735	645	575	525	450	395
17,55	19,00	20,65	22,35	24,15	26,05	27,95

F395RA.2.26

15°

MAX.	7325	5015	3680	2855	2220	1775	1505	1225	1030	730
11500	4,65	6,50	8,45	10,45	12,45	14,65	16,70	19,10	21,55	24,00

.26 L212

10°

800	710	640	500	430	370
19,25	21,00	22,80	24,75	26,85	28,90

.26 L213

10°

715	630	560	505	410	350
19,35	21,05	22,90	24,80	26,90	29,00

.26 L214

10°

650	560	495	440	405	310
19,45	21,15	22,95	24,90	26,70	28,75

F395RA.2.27

15°

MAX.	7070	4815	3510	2700	2070	1630	1345	1180	985	730
11500	4,75	6,60	8,55	10,55	12,55	14,75	16,95	18,85	21,30	23,75

F395RA.2.28

15°

MAX.	6895	4650	3335	2525	1905	1465	1180	1015	895	700	350
11500	4,75	6,60	8,55	10,55	12,55	14,75	16,95	18,90	20,90	22,90	24,90

C VERSION

F395RAC.2.24

15°

9500	7510	5245	3990	3235	2465	1950	1400
3,65	4,70	6,65	8,65	10,65	12,95	15,25	17,70

.24 L323

10°

1795	1555	1360	1215	900	700	440
13,60	15,10	16,75	18,45	20,35	22,25	24,15

.24 L324

10°

1700	1465	1270	1120	920	700	400
13,70	15,20	16,80	18,50	20,35	22,25	24,15

F395RAC.2.26

15°

MAX.	9055	7005	4825	3605	2860	2230	1860	1500	1200	740
9500	3,85	4,85	6,80	8,80	10,80	13,00	15,05	17,50	19,90	22,35

F425A.2 e-dynamic

CERTIFIED DYNAMIC PERFORMANCE

HEAVY- DUTY CRANES

e-dynamic standard package

ADC Automatic Dynamic Control — control	**D850** Digital Multifunction Distributor Bank — control	**RCH/RCS** Radio Remote Control — control	**FX500** Fassi Electronic Control — control	**FSC** Fassi Stability Control — control	**CPM** Crane Position Monitoring — control	
MPES Multi Power Extension System — performance	**PROLINK** Progressive Link — performance	**FS** Flow Sharing — performance	**XF** Extra Fast — performance	**FL** Full Lift — performance	**XP** Extra Power — performance	
UHSS Ultra High Strength Steel — strength	**FWD** Fewer Welds Design — strength	**CQ** Cast Quality — strength	**RPS** Rack and Pinion System — strength			

						MPa	l/min	oil				
F425A.2.22	40,47	8,00	3,80	430°	47,5	33,0	60-80	190	4080	2515	1225	2430
F425A.2.23	38,74	10,10	5,80	430°	47,5	33,0	60-80	190	4330	2515	1275	2430
F425A.2.24	38,12	12,15	7,80	430°	47,5	33,0	60-80	190	4580	2515	1275	2430
F425A.2.24 L323	38,12	19,95	12,60	430°	47,5	33,0	60-80	190	5330	2545	1465	2610
F425A.2.24 L324	38,12	21,85	14,40	430°	47,5	33,0	60-80	190	5430	2545	1465	2610
F425A.2.25	37,21	14,45	10,00	430°	47,5	33,0	60-80	190	4830	2515	1275	2430
F425A.2.25 L323	37,21	22,15	14,80	430°	47,5	33,0	60-80	190	5580	2545	1465	2610
F425A.2.25 L324	37,21	24,05	16,60	430°	47,5	33,0	60-80	190	5680	2545	1465	2610
F425A.2.26	36,70	16,55	12,00	430°	47,5	33,0	60-80	190	5080	2515	1275	2430
F425A.2.26 L212	36,70	22,70	15,55	430°	47,5	33,0	60-80	190	5680	2540	1465	2660
F425A.2.26 L213	36,70	24,70	17,50	430°	47,5	33,0	60-80	190	5760	2540	1465	2660
F425A.2.26 L214	36,70	26,75	19,50	430°	47,5	33,0	60-80	190	5830	2540	1465	2660
F425A.2.27	36,09	18,85	14,10	430°	47,5	33,0	60-80	190	5230	2515	1330	2430
F425A.2.27 L153	36,09	26,60	19,40	430°	47,5	33,0	60-80	190	5820	2550	1455	2655
F425A.2.27 L154	36,09	28,65	21,35	430°	47,5	33,0	60-80	190	5890	2550	1455	2655
F425A.2.28	35,88	20,80	16,15	430°	47,5	33,0	60-80	190	5380	2530	1330	2430
F425AC.2.24	38,23	10,55	7,00	430°	47,5	33,0	60-80	190	4490	2520	1275	2430
F425AC.2.24 L324	38,23	20,20	13,60	430°	47,5	33,0	60-80	190	5340	2545	1465	2610
F425AC.2.25	37,72	12,80	9,20	430°	47,5	33,0	60-80	190	4740	2520	1275	2430
F425AC.2.25 L324	37,72	22,40	15,80	430°	47,5	33,0	60-80	190	5590	2545	1465	2610
F425AC.2.26	37,00	14,95	11,25	430°	47,5	33,0	60-80	190	4990	2520	1275	2430

F425A.2.22

15°

MAX.	9460	6640	5055	3930	3065
12000	4,20	6,00	8,00	10,10	12,15

F425A.2.23

15°

MAX.	9105	6345	4785	3840	3000	2345	1885
12000	4,25	6,10	8,05	10,05	12,15	14,45	16,75

F425A.2.24

15°

MAX.	8775	6070	4530	3590	2910	2280	1830	1490
12000	4,35	6,20	8,15	10,15	12,15	14,40	16,70	19,15

.24 L323

10°

1640	1440	1275	1150	800	580	380
15,10	16,60	18,20	19,90	21,80	23,70	25,65

.24 L324

10°

1545	1350	1185	1060	920	580	380
15,20	16,65	18,30	20,00	21,80	23,75	25,65

F425A.2.25

15°

MAX.	8460	5815	4295	3360	2685	2180	1750	1420	1185
12000	4,40	6,25	8,20	10,20	12,20	14,40	16,70	19,15	21,55

.25 L323

10°

1150	1025	915	830	710	580	380
17,30	18,80	20,40	22,10	24,00	25,90	27,80

.25 L324

10°

1060	935	825	740	675	580	380
17,40	18,85	20,50	22,20	24,00	25,90	27,80

F425A.2.26

15°

MAX.	8150	5555	4050	3130	2455	1950	1645	1340	1110	750
12000	4,50	6,35	8,30	10,30	12,30	14,50	16,55	18,95	21,40	23,85

.26 L212

10°

950	850	770	660	575	330
19,15	20,85	22,65	24,65	26,70	28,75

.26 L213

10°

865	765	685	620	540	330
19,20	20,90	22,75	24,65	26,75	28,80

.26 L214

10°

795	695	615	555	510	330
19,30	21,00	22,80	24,75	26,55	28,60

F425A.2.27

15°

MAX.	7845	5330	3860	2950	2285	1785	1465	1280	1070	750
12000	4,60	6,45	8,40	10,40	12,40	14,60	16,80	18,70	21,20	23,65

.27 L153

10°

680	610	550	505	400	180
21,30	23,00	24,80	26,75	28,80	30,85

.27 L154

10°

625	550	495	445	415	180
21,35	23,10	24,90	26,80	28,65	30,70

F425A.2.28

15°

MAX.	7725	5200	3730	2815	2155	1650	1330	1140	1005	880	600
12000	4,65	6,45	8,40	10,40	12,40	14,60	16,85	18,75	20,75	22,75	24,75

C VERSION

F425AC.2.24

15°

MAX.	8410	5865	4460	3610	2805	2220	1720
12000	4,55	6,50	8,50	10,50	12,80	15,10	17,50

.24 L324

10°

2030	1755	1530	1165	920	580	380
13,55	15,05	16,70	18,40	20,20	22,10	24,00

F425AC.2.25

15°

MAX.	8110	5610	4225	3380	2705	2150	1730	1340
12000	4,65	6,60	8,60	10,60	12,80	15,10	17,50	19,95

.25 L324

10°

1440	1260	1110	995	900	600	380
15,75	17,25	18,85	20,55	22,40	24,30	26,20

F425AC.2.26

15°

MAX.	7800	5355	3980	3145	2475	2055	1655	1340	750
12000	4,70	6,65	8,65	10,65	12,85	14,90	17,35	19,80	22,20

F425RA.2 e-dynamic

CERTIFIED DYNAMIC PERFORMANCE

HEAVY- DUTY CRANES

e-dynamic standard package

- ADC — Automatic Dynamic Control — control
- D850 — Digital Multifunction Distributor Bank — control
- RCH/RCS — Radio Remote Control — control
- FX500 — Fassi Electronic Control — control
- FSC — Fassi Stability Control — control
- CPM — Crane Position Monitoring — control
- MPES — Multi Power Extension System — performance
- PROLINK — Progressive Link — performance
- FS — Flow Sharing — performance
- XF — Extra Fast — performance
- FL — Full Lift — performance
- XP — Extra Power — performance
- UHSS — Ultra High Strength Steel — strength
- FWD — Fewer Welds Design — strength
- CQ — Cast Quality — strength

				continuous	x Nm	MPa	l/min	oil				
F425RA.2.22	41,49	8,20	3,80	360°	44,1	33,0	60-80	200	4080	2475	1350	2445
F425RA.2.23	40,47	10,25	5,80	360°	44,1	33,0	60-80	200	4330	2475	1400	2445
F425RA.2.24	39,96	12,35	7,80	360°	44,1	33,0	60-80	200	4580	2475	1400	2445
F425RA.2.24 L323	39,96	20,10	12,60	360°	44,1	33,0	60-80	200	5330	2540	1595	2625
F425RA.2.24 L324	39,96	22,00	14,40	360°	44,1	33,0	60-80	200	5430	2540	1595	2625
F425RA.2.25	38,94	14,60	10,00	360°	44,1	33,0	60-80	200	4830	2475	1400	2445
F425RA.2.25 L323	38,94	22,30	14,80	360°	44,1	33,0	60-80	200	5580	2545	1595	2625
F425RA.2.25 L324	38,94	24,20	16,60	360°	44,1	33,0	60-80	200	5680	2545	1595	2625
F425RA.2.26	38,33	16,75	12,00	360°	44,1	33,0	60-80	200	5080	2490	1400	2445
F425RA.2.26 L212	38,33	22,85	15,55	360°	44,1	33,0	60-80	200	5680	2545	1595	2680
F425RA.2.26 L213	38,33	24,80	17,50	360°	44,1	33,0	60-80	200	5760	2545	1595	2680
F425RA.2.26 L214	38,33	26,75	19,30	360°	44,1	33,0	60-80	200	5830	2545	1595	2680
F425RA.2.27	37,61	19,00	14,10	360°	44,1	33,0	60-80	200	5230	2490	1460	2445
F425RA.2.27 L153	37,61	26,80	19,40	360°	44,1	33,0	60-80	200	5820	2550	1655	2670
F425RA.2.27 L154	37,61	28,65	21,20	360°	44,1	33,0	60-80	200	5890	2550	1655	2670
F425RA.2.28	37,51	20,95	16,15	360°	44,1	33,0	60-80	200	5380	2525	1460	2445
F425RAC.2.24	40,16	10,70	7,00	360°	44,1	33,0	60-80	200	4490	2480	1400	2445
F425RAC.2.24 L324	40,16	20,40	13,60	360°	44,1	33,0	60-80	200	5340	2545	1595	2625
F425RAC.2.25	39,55	13,00	9,00	360°	44,1	33,0	60-80	200	4740	2480	1400	2445
F425RAC.2.25 L324	39,55	22,60	15,80	360°	44,1	33,0	60-80	200	5590	2545	1595	2610
F425RAC.2.26	39,04	15,10	11,25	360°	44,1	33,0	60-80	200	4990	2495	1400	2445

F425RA.2.22

15°

MAX.	9500	6640	5055	3930	3065
12000	4,35	6,20	8,20	10,30	12,35

F425RA.2.23

15°

MAX.	9105	6345	4785	3840	3000	2345	1885
12000	4,45	6,30	8,25	10,25	12,35	14,65	16,95

F425RA.2.24

15°

MAX.	8775	6070	4530	3590	2910	2280	1830	1490
12000	4,55	6,40	8,35	10,35	12,35	14,60	16,90	19,35

.24 L323

10°

1640	1440	1275	1150	800	580	350
15,30	16,80	18,40	20,10	22,00	23,90	25,85

.24 L324

10°

1545	1350	1185	1060	920	580	350
15,40	16,85	18,50	20,20	22,00	23,95	25,85

F425RA.2.25

15°

MAX.	8460	5815	4295	3360	2685	2180	1750	1420	1185
12000	4,60	6,45	8,40	10,40	12,40	14,60	16,90	19,35	21,75

.25 L323

10°

1150	1025	915	830	710	580	380
17,50	19,00	20,60	22,30	24,20	26,10	28,05

.25 L324

10°

1060	935	825	740	675	580	380
17,60	19,05	20,70	22,40	24,20	26,10	28,00

F425RA.2.26

15°

MAX.	8150	5555	4050	3130	2455	1950	1645	1340	1110	750
12000	4,70	6,55	8,50	10,50	12,50	14,70	16,75	19,15	21,60	24,05

.26 L212

10°

950	850	770	660	575	330
19,35	21,05	22,85	24,85	26,90	28,95

.26 L213

10°

865	765	685	620	540	330
19,40	21,10	22,95	24,85	26,95	29,00

.26 L214

10°

800	700	620	555	510	330
19,50	21,20	23,00	24,95	26,75	28,80

F425RA.2.27

15°

MAX.	7845	5330	3860	2950	2285	1785	1465	1280	1070	750
12000	4,80	6,65	8,60	10,60	12,60	14,80	17,00	18,90	21,40	23,85

.27 L153

10°

680	610	550	505	400	180
21,50	23,20	25,00	26,95	29,00	31,05

.27 L154

10°

625	550	495	445	415	180
21,55	23,30	25,10	27,00	28,85	30,90

F425RA.2.28

15°

MAX.	7700	5200	3730	2815	2155	1650	1330	1140	1005	880	600
12000	4,85	6,65	8,60	10,60	12,60	14,80	17,00	18,95	20,95	22,95	24,95

C VERSION

F425RAC.2.24

15°

MAX.	9500	8410	5865	4460	3610	2805	2220	1720
12000	4,15	4,75	6,70	8,70	10,70	13,00	15,30	17,70

.24 L324

10°

2030	1755	1530	1165	920	580	380
13,75	15,25	16,90	18,60	20,40	22,30	24,20

F425RAC.2.25

15°

MAX.	9500	8105	5610	4225	3380	2705	2150	1730	1340
12000	4,10	4,85	6,80	8,80	10,80	13,00	15,30	17,70	20,15

.25 L324

10°

1440	1260	1110	995	900	600	380
15,95	17,45	19,05	20,75	22,60	24,50	26,40

F425RAC.2.26

15°

MAX.	9500	7800	5355	3980	3145	2475	2055	1655	1340	750
12000	4,05	4,90	6,85	8,85	10,85	13,05	15,10	17,55	20,00	22,40

F455A.2 e-dynamic

CERTIFIED DYNAMIC PERFORMANCE

HEAVY- DUTY CRANES

e-dynamic standard package

ADC Automatic Dynamic Control	control	D850 Digital Multifunction Distributor Bank	control	RCH/RCS Radio Remote Control	control
FX500 Fassi Electronic Control	control	FSC Fassi Stability Control	control	CPM Crane Position Monitoring	control
MPES Multi Power Extension System	performance	PROLINK Progressive Link	performance	FS Flow Sharing	performance
XF Extra Fast	performance	FL Full Lift	performance	XP Extra Power	performance
UHSS Ultra High Strength Steel	strength	FWD Fewer Welds Design	strength	CQ Cast Quality	strength
RPS Rack and Pinion System	strength				

						MPa	l/min	oil				
F455A.2.22	43,43	8,05	3,80	430°	47,5	33,0	60-80	190	4200	2515	1225	2430
F455A.2.23	41,59	10,05	5,80	430°	47,5	33,0	60-80	190	4450	2515	1275	2430
F455A.2.24	41,28	12,15	7,80	430°	47,5	33,0	60-80	190	4700	2515	1275	2430
F455A.2.24 L413	41,28	19,95	12,60	430°	47,5	33,0	60-80	190	5450	2545	1465	2610
F455A.2.24 L414	41,28	21,85	14,40	430°	47,5	33,0	60-80	190	5550	2545	1465	2610
F455A.2.25	39,96	14,45	10,00	430°	47,5	33,0	60-80	190	4950	2515	1275	2430
F455A.2.25 L323	39,96	22,15	14,80	430°	47,5	33,0	60-80	190	5700	2545	1465	2610
F455A.2.25 L324	39,96	24,00	16,60	430°	47,5	33,0	60-80	190	5800	2545	1465	2610
F455A.2.26	39,45	16,55	12,00	430°	47,5	33,0	60-80	190	5200	2515	1275	2430
F455A.2.26 L212	39,45	22,65	15,55	430°	47,5	33,0	60-80	190	5800	2540	1465	2660
F455A.2.26 L213	39,45	24,70	17,50	430°	47,5	33,0	60-80	190	5880	2540	1465	2660
F455A.2.26 L214	39,45	26,75	19,50	430°	47,5	33,0	60-80	190	5950	2540	1465	2660
F455A.2.27	38,84	18,85	14,10	430°	47,5	33,0	60-80	190	5350	2515	1330	2430
F455A.2.27 L153	38,84	26,60	19,40	430°	47,5	33,0	60-80	190	5940	2550	1455	2655
F455A.2.27 L154	38,84	28,65	21,35	430°	47,5	33,0	60-80	190	6010	2550	1455	2655
F455A.2.28	38,74	20,80	16,15	430°	47,5	33,0	60-80	190	5500	2530	1330	2430
F455AC.2.24	40,98	10,55	7,00	430°	47,5	33,0	60-80	190	4610	2520	1275	2430
F455AC.2.24 L414	40,98	20,20	13,60	430°	47,5	33,0	60-80	190	5460	2545	1465	2625
F455AC.2.25	40,47	12,80	9,20	430°	47,5	33,0	60-80	190	4860	2520	1275	2430
F455AC.2.25 L324	40,47	22,40	15,80	430°	47,5	33,0	60-80	190	5710	2545	1465	2610
F455AC.2.26	39,45	14,95	11,25	430°	47,5	33,0	60-80	190	5110	2520	1275	2430

F455A.2.22

15°

MAX. 13500	9500	7115	5425	4210	3390
	4,20	6,00	8,00	10,10	12,15

F455A.2.23

15°

MAX. 13500	9500	6815	5150	4135	3320	2620	2020
	4,20	6,10	8,05	10,05	12,15	14,45	16,75

F455A.2.24

15°

MAX. 13500	9500	6535	4890	3885	3235	2550	2060	1680
	4,35	6,20	8,15	10,15	12,15	14,40	16,70	19,15

.24 L413 — 10°

1830	1610	1425	1285	1100	700	350
15,10	16,60	18,20	19,90	21,80	23,70	25,65

.24 L414 — 10°

1725	1505	1325	1180	1065	700	350
15,20	16,65	18,30	20,00	21,80	23,75	25,65

F455A.2.25

15°

MAX. 13500	9085	6270	4650	3655	3010	2465	1980	1610	1310
	4,40	6,25	8,20	10,20	12,20	14,40	16,70	19,15	21,55

.25 L323 — 10°

1365	1220	1090	995	780	580	380
17,30	18,80	20,40	22,10	24,00	25,90	27,80

.25 L324 — 10°

1275	1125	1000	905	825	580	380
17,40	18,85	20,50	22,20	24,00	25,90	27,80

F455A.2.26

15°

MAX. 13500	8765	6005	4405	3415	2775	2235	1895	1530	1280	750
	4,50	6,35	8,30	10,30	12,30	14,50	16,55	18,95	21,40	23,85

.26 L212 — 10°

1145	1025	930	700	575	330
19,15	20,85	22,65	24,65	26,70	28,75

.26 L213 — 10°

1060	940	845	740	540	330
19,20	20,90	22,75	24,65	26,75	28,80

.26 L214 — 10°

990	870	775	675	540	330
19,30	21,00	22,80	24,75	26,55	28,60

F455A.2.27

15°

MAX. 13500	8445	5770	4200	3235	2605	2070	1710	1495	1245	750
	4,60	6,45	8,40	10,40	12,40	14,60	16,80	18,70	21,20	23,65

.27 L153 — 10°

865	775	705	645	420	220
21,30	23,00	24,80	26,75	28,80	30,85

.27 L154 — 10°

800	715	645	585	470	220
21,35	23,10	24,90	26,80	28,65	30,70

F455A.2.28

15°

MAX. 13500	8325	5645	4080	3105	2470	1935	1570	1355	1195	950	600
	4,65	6,45	8,40	10,40	12,40	14,60	16,85	18,75	20,75	22,75	24,75

C VERSION

F455AC.2.24

15°

MAX. 13500	9020	6305	4805	3895	3110	2480	1720
	4,55	6,50	8,50	10,50	12,80	15,10	17,50

.24 L414 — 10°

2245	1945	1695	1500	1340	750	380
13,55	15,05	16,70	18,40	20,20	22,10	24,00

F455AC.2.25

15°

MAX. 13500	8705	6045	4565	3665	3025	2410	1950	1340
	4,65	6,60	8,60	10,60	12,80	15,10	17,50	19,95

.25 L324 — 10°

1680	1480	1310	1160	915	600	380
15,75	17,25	18,85	20,55	22,40	24,30	26,20

F455AC.2.26

15°

MAX. 13500	8395	5785	4320	3425	2790	2330	1880	1340	750
	4,70	6,65	8,65	10,65	12,85	14,90	17,35	19,80	22,20

F455RA.2 e-dynamic

CERTIFIED DYNAMIC PERFORMANCE

HEAVY- DUTY CRANES

e-dynamic standard package

ADC Automatic Dynamic Control	control	D850 Digital Multifunction Distributor Bank	control	RCH/RCS Radio Remote Control	control
FX500 Fassi Electronic Control	control	FSC Fassi Stability Control	control	CPM Crane Position Monitoring	control
MPES Multi Power Extension System	performance	PROLINK Progressive Link	performance	FS Flow Sharing	performance
XF Extra Fast	performance	FL Full Lift	performance	XP Extra Power	performance
UHSS Ultra High Strength Steel	strength	FWD Fewer Welds Design	strength	CQ Cast Quality	strength

				continuous	x Min	MPa	l/min	oil				
F455RA.2.22	44,44	8,20	3,80	360°	44,1	33,0	60-80	200	4200	2475	1350	2445
F455RA.2.23	42,93	10,25	5,80	360°	44,1	33,0	60-80	200	4450	2475	1400	2445
F455RA.2.24	43,22	12,35	7,80	360°	44,1	33,0	60-80	200	4700	2475	1400	2445
F455RA.2.24 L413	43,22	20,10	12,60	360°	44,1	33,0	60-80	200	5450	2540	1595	2625
F455RA.2.24 L414	43,22	22,00	14,40	360°	44,1	33,0	60-80	200	5550	2540	1595	2625
F455RA.2.25	41,79	14,60	10,00	360°	44,1	33,0	60-80	200	4950	2475	1400	2445
F455RA.2.25 L323	41,79	22,30	14,80	360°	44,1	33,0	60-80	200	5700	2545	1595	2625
F455RA.2.25 L324	41,79	24,20	16,60	360°	44,1	33,0	60-80	200	5800	2545	1595	2625
F455RA.2.26	41,18	16,75	12,00	360°	44,1	33,0	60-80	200	5200	2490	1400	2445
F455RA.2.26 L212	41,18	22,85	15,55	360°	44,1	33,0	60-80	200	5800	2545	1595	2680
F455RA.2.26 L213	41,18	24,85	17,50	360°	44,1	33,0	60-80	200	5880	2545	1595	2680
F455RA.2.26 L214	41,18	26,75	19,30	360°	44,1	33,0	60-80	200	5950	2545	1595	2680
F455RA.2.27	40,57	19,00	14,10	360°	44,1	33,0	60-80	200	5350	2490	1460	2445
F455RA.2.27 L153	40,57	26,80	19,40	360°	44,1	33,0	60-80	200	5940	2550	1655	2670
F455RA.2.27 L154	40,57	28,65	21,20	360°	44,1	33,0	60-80	200	6010	2550	1655	2670
F455RA.2.28	40,37	20,95	16,15	360°	44,1	33,0	60-80	200	5500	2525	1460	2445
F455RAC.2.24	42,18	10,70	7,00	360°	44,1	33,0	60-80	200	4610	2480	1400	2445
F455RAC.2.24 L414	42,18	20,40	13,60	360°	44,1	33,0	60-80	200	5460	2545	1595	2625
F455RAC.2.25	42,20	13,00	9,00	360°	44,1	33,0	60-80	200	4860	2480	1400	2445
F455RAC.2.25 L324	42,20	22,60	15,80	360°	44,1	33,0	60-80	200	5710	2545	1595	2610
F455RAC.2.26	41,18	15,10	11,25	360°	44,1	33,0	60-80	200	5110	2495	1400	2445

F455RA.2.22

15°

MAX. 13500	9500 4,40	7115 6,20	5425 8,20	4210 10,30	3390 12,35

F455RA.2.23

15°

MAX. 13500	9500 4,40	6815 6,30	5150 8,25	4135 10,25	3320 12,35	2620 14,65	2020 16,95

F455RA.2.24

15°

MAX. 13500	9500 4,55	6535 6,40	4890 8,35	3885 10,35	3235 12,35	2550 14,60	2060 16,90	1680 19,35

.24 L413 — 10°

1830 15,30	1610 16,80	1425 18,40	1285 20,10	1100 22,00	700 23,90	350 25,85

.24 L414 — 10°

1725 15,40	1505 16,85	1325 18,50	1180 20,20	1065 22,00	700 23,95	350 25,85

F455RA.2.25

15°

MAX. 13500	9085 4,60	6270 6,45	4660 8,40	3655 10,40	3010 12,40	2465 14,60	1980 16,90	1610 19,35	1310 21,75

.25 L323 — 10°

1365 17,50	1220 19,00	1090 20,60	995 22,30	780 24,20	580 26,10	380 28,00

.25 L324 — 10°

1275 17,60	1125 19,05	1000 20,70	905 22,40	825 24,20	580 26,10	380 28,00

F455RA.2.26

15°

MAX. 13500	8765 4,70	6005 6,55	4440 8,40	3445 10,40	2780 12,50	2235 14,70	1895 16,75	1530 19,15	1280 21,60	750 24,05

.26 L212 — 10°

1145 19,35	1025 21,05	930 22,85	700 24,85	575 26,90	330 28,95

.26 L213 — 10°

1060 19,40	940 21,10	845 22,95	740 24,85	540 26,95	330 29,00

.26 L214 — 10°

990 19,50	870 21,20	775 23,00	675 24,95	540 26,75	330 28,80

F455RA.2.27

15°

MAX. 13500	8445 4,80	5770 6,65	4200 8,60	3235 10,60	2605 12,60	2070 14,80	1710 17,00	1495 18,90	1245 21,40	750 23,85

.27 L153 — 10°

865 21,50	775 23,20	705 25,00	645 26,95	420 29,00	220 31,05

.27 L154 — 10°

800 21,55	715 23,30	645 25,10	585 27,00	470 28,85	220 30,90

F455RA.2.28

15°

MAX. 13500	8325 4,85	5645 6,65	4080 8,60	3100 10,60	2470 12,60	1935 14,80	1570 17,00	1355 18,95	1195 20,95	950 22,95	600 24,95

C VERSION

F455RAC.2.24

15°

MAX. 13500	9500 4,40	9020 4,75	6305 6,70	4805 8,70	3895 10,70	3110 13,00	2480 15,30	1720 17,70

.24 L414 — 10°

2245 13,75	1945 15,25	1695 16,90	1500 18,60	1340 20,40	750 22,30	380 24,20

F455RAC.2.25

15°

MAX. 13500	9500 4,35	8705 4,85	6045 6,80	4565 8,80	3665 10,80	3025 13,00	2410 15,30	1950 17,70	1340 20,15

.25 L324 — 10°

1680 15,95	1480 17,45	1310 19,05	1160 20,75	915 22,60	600 24,50	380 26,40

F455RAC.2.26

15°

MAX. 13500	9500 4,30	8395 4,90	5785 6,85	4320 8,85	3425 10,85	2790 13,05	2330 15,05	1880 17,55	1340 20,00	750 22,40

F485A.2 xe-dynamic

HEAVY- DUTY CRANES

xe-dynamic standard package

- **ADC** – Automatic Dynamic Control – control
- **D850** – Digital Multifunction Distributor Bank – control
- **RCH/RCS** – Radio Remote Control – control
- **FX500** – Fassi Electronic Control – control
- **FSC** – Fassi Stability Control – control
- **CPM** – Crane Position Monitoring – control
- **MPES** – Multi Power Extension System – performance
- **PROLINK** – Progressive Link – performance
- **FS** – Flow Sharing – performance
- **XF** – Extra Fast – performance
- **FL** – Full Lift – performance
- **XP** – Extra Power – performance
- **UHSS** – Ultra High Strength Steel – strength
- **FWD** – Fewer Welds Design – strength
- **CQ** – Cast Quality – strength
- **RPS** – Rack and Pinion System – strength

						MPa	l/min	oil				
F485A.2.22	47,20	8,05	3,80	430°	47,5	35,0	60-80	190	4200	2515	1225	2430
F485A.2.23	45,57	10,05	5,80	430°	47,5	35,0	60-80	190	4450	2515	1275	2430
F485A.2.24	44,65	12,15	7,80	430°	47,5	35,0	60-80	190	4700	2515	1275	2430
F485A.2.24 L413	44,65	19,95	12,60	430°	47,5	35,0	60-80	190	5450	2545	1465	2610
F485A.2.24 L414	44,65	21,85	14,40	430°	47,5	35,0	60-80	190	5550	2545	1465	2610
F485A.2.25	44,14	14,45	10,00	430°	47,5	35,0	60-80	190	4950	2515	1275	2430
F485A.2.25 L323	44,14	22,15	14,80	430°	47,5	35,0	60-80	190	5700	2545	1465	2610
F485A.2.25 L324	44,14	24,00	16,60	430°	47,5	35,0	60-80	190	5800	2545	1465	2610
F485A.2.26	43,22	16,55	12,00	430°	47,5	35,0	60-80	190	5200	2515	1275	2430
F485A.2.26 L212	43,22	22,65	15,55	430°	47,5	35,0	60-80	190	5800	2540	1465	2660
F485A.2.26 L213	43,22	24,70	17,50	430°	47,5	35,0	60-80	190	5880	2540	1465	2660
F485A.2.26 L214	43,22	26,75	19,50	430°	47,5	35,0	60-80	190	5950	2540	1465	2660
F485A.2.27	41,08	18,85	14,10	430°	47,5	35,0	60-80	190	5350	2515	1330	2430
F485A.2.27 L153	41,08	26,60	19,40	430°	47,5	35,0	60-80	190	5940	2550	1455	2655
F485A.2.27 L154	41,08	28,65	21,35	430°	47,5	35,0	60-80	190	6010	2550	1455	2655
F485A.2.28	40,98	20,80	16,15	430°	47,5	35,0	60-80	190	5500	2530	1330	2430
F485AC.2.24	44,75	10,55	7,00	430°	47,5	35,0	60-80	190	4610	2520	1275	2430
F485AC.2.24 L414	44,75	20,20	13,60	430°	47,5	35,0	60-80	190	5460	2545	1465	2625
F485AC.2.25	44,14	12,80	9,20	430°	47,5	35,0	60-80	190	4860	2520	1275	2430
F485AC.2.25 L324	44,14	22,40	15,80	430°	47,5	35,0	60-80	190	5710	2545	1465	2610
F485AC.2.26	43,73	14,95	11,25	430°	47,5	35,0	60-80	190	5110	2520	1275	2430

F485A.2.22

15°

MAX. 13500	9500	7740	5905	4500	3550
	4,85	6,00	8,00	10,10	12,15

F485A.2.23

15°

MAX. 13500	9500	7435	5630	4520	3490	2740	2180
	4,80	6,10	8,05	10,05	12,15	14,45	16,75

F485A.2.24

15°

MAX. 13500	9500	7145	5365	4270	3495	2670	2160	1770
	4,70	6,20	8,15	10,15	12,15	14,40	16,70	19,15

.24 L413 — 10°

2015	1775	1575	1415	1190	750	380
15,10	16,60	18,20	19,90	21,80	23,70	25,65

.24 L414 — 10°

1905	1670	1470	1315	1185	750	380
15,20	16,65	18,30	20,00	21,80	23,75	25,65

F485A.2.25

15°

MAX. 13500	9500	6875	5120	4035	3265	2660	2090	1700	1410
	4,65	6,25	8,20	10,20	12,20	14,40	16,70	19,15	21,55

.25 L323 — 10°

1535	1375	1235	1125	840	630	410
17,30	18,80	20,40	22,10	24,00	25,90	27,80

.25 L324 — 10°

1440	1280	1145	1035	940	630	410
17,40	18,85	20,50	22,20	24,00	25,90	27,80

F485A.2.26

15°

MAX. 13500	9500	6605	4870	3800	3035	2425	2060	1600	1300	750
	4,55	6,35	8,30	10,30	12,30	14,50	16,55	18,95	21,40	23,85

.26 L212 — 10°

1295	1160	1055	750	575	330
19,15	20,85	22,65	24,65	26,70	28,75

.26 L213 — 10°

1210	1075	970	800	540	330
19,20	20,90	22,75	24,65	26,75	28,80

.26 L214 — 10°

1140	1010	900	735	590	330
19,30	21,00	22,80	24,75	26,55	28,60

F485A.2.27

15°

MAX. 13500	8925	6125	4485	3460	2795	2255	1870	1635	1300	750
	4,60	6,45	8,40	10,40	12,40	14,60	16,80	18,70	21,20	23,65

.27 L153 — 10°

985	890	810	695	450	220
21,30	23,00	24,80	26,75	28,80	30,85

.27 L154 — 10°

925	830	750	640	510	220
21,35	23,10	24,90	26,80	28,65	30,70

F485A.2.28

15°

MAX. 13500	8805	6000	4355	3330	2660	2120	1730	1500	1325	1000	600
	4,65	6,45	8,40	10,40	12,40	14,60	16,85	18,75	20,75	22,75	24,75

C VERSION

F485AC.2.24

15°

MAX. 13500	9500	6890	5260	4265	3260	2600	1830
	4,70	6,50	8,50	10,50	12,80	15,10	17,50

.24 L414 — 10°

2455	2130	1855	1645	1455	800	410
13,55	15,05	16,70	18,40	20,20	22,10	24,00

F485AC.2.25

15°

MAX. 13500	9500	6625	5015	4035	3255	2520	2040	1440
	4,65	6,60	8,60	10,60	12,80	15,10	17,50	19,95

.25 L324 — 10°

1865	1645	1460	1255	995	650	410
15,75	17,25	18,85	20,55	22,40	24,30	26,20

F485AC.2.26

15°

MAX. 13500	9500	6355	4770	3795	3025	2515	1950	1340	750
	4,60	6,65	8,65	10,65	12,85	14,90	17,35	19,80	22,20

F485RA.2 xe-dynamic

HEAVY- DUTY CRANES

xe-dynamic standard package

ADC Automatic Dynamic Control	control	D850 Digital Multifunction Distributor Bank	control	RCH/RCS Radio Remote Control	control
FX500 Fassi Electronic Control	control	FSC Fassi Stability Control	control	CPM Crane Position Monitoring	control
MPES Multi Power Extension System	performance	PROLINK Progressive Link	performance	FS Flow Sharing	performance
XF Extra Fast	performance	FL Full Lift	performance	XP Extra Power	performance
UHSS Ultra High Strength Steel	strength	FWD Fewer Welds Design	strength	CQ Cast Quality	strength

				continuous		MPa	l/min	oil				
F485RA.2.22	48,82	8,20	3,80	360°	44,1	35,0	60-80	200	4200	2475	1350	2445
F485RA.2.23	47,50	10,25	5,80	360°	44,1	35,0	60-80	200	4450	2475	1400	2445
F485RA.2.24	46,59	12,35	7,80	360°	44,1	35,0	60-80	200	4700	2475	1400	2445
F485RA.2.24 L413	46,59	20,10	12,60	360°	44,1	35,0	60-80	200	5450	2540	1595	2625
F485RA.2.24 L414	46,59	22,00	14,40	360°	44,1	35,0	60-80	200	5550	2540	1595	2625
F485RA.2.25	45,57	14,60	10,00	360°	44,1	35,0	60-80	200	4950	2475	1400	2445
F485RA.2.25 L323	45,57	22,30	14,80	360°	44,1	35,0	60-80	200	5700	2545	1595	2625
F485RA.2.25 L324	45,57	24,20	16,60	360°	44,1	35,0	60-80	200	5800	2545	1595	2625
F485RA.2.26	45,16	16,75	12,00	360°	44,1	35,0	60-80	200	5200	2490	1400	2445
F485RA.2.26 L212	45,16	22,85	15,55	360°	44,1	35,0	60-80	200	5800	2545	1595	2680
F485RA.2.26 L213	45,16	24,80	17,50	360°	44,1	35,0	60-80	200	5880	2545	1595	2680
F485RA.2.26 L214	45,16	26,75	19,30	360°	44,1	35,0	60-80	200	5950	2545	1595	2680
F485RA.2.27	42,81	19,00	14,10	360°	44,1	35,0	60-80	200	5350	2490	1460	2445
F485RA.2.27 L153	42,81	26,80	19,40	360°	44,1	35,0	60-80	200	5940	2550	1655	2670
F485RA.2.27 L154	42,81	28,65	21,20	360°	44,1	35,0	60-80	200	6010	2550	1655	2670
F485RA.2.28	42,71	20,95	16,15	360°	44,1	35,0	60-80	200	5500	2525	1460	2445
F485RAC.2.24	46,99	10,70	7,00	360°	44,1	35,0	60-80	200	4610	2480	1400	2445
F485RAC.2.24 L414	46,99	20,40	13,60	360°	44,1	35,0	60-80	200	5460	2545	1595	2625
F485RAC.2.25	46,08	13,00	9,20	360°	44,1	35,0	60-80	200	4860	2480	1400	2445
F485RAC.2.25 L324	46,08	22,60	15,80	360°	44,1	35,0	60-80	200	5710	2545	1595	2610
F485RAC.2.26	45,57	15,10	11,25	360°	44,1	35,0	60-80	200	5110	2495	1400	2445

F485RA.2.22

15°

MAX. 13500	9500 / 5,05	7740 / 6,20	5905 / 8,20	4500 / 10,30	3550 / 12,35

F485RA.2.23

15°

MAX. 13500	9500 / 5,00	7435 / 6,30	5630 / 8,25	4520 / 10,25	3490 / 12,35	2740 / 14,65	2180 / 16,95

F485RA.2.24

15°

MAX. 13500	9500 / 4,90	7145 / 6,40	5365 / 8,35	4270 / 10,35	3495 / 12,35	2650 / 14,60	2160 / 16,90	1770 / 19,35

.24 L413 — 10°

2015 / 15,30	1775 / 16,80	1575 / 18,40	1415 / 20,10	1190 / 22,00	750 / 23,90	380 / 25,85

.24 L414 — 10°

1905 / 15,40	1670 / 16,85	1470 / 18,50	1315 / 20,20	1185 / 22,00	750 / 23,95	380 / 25,85

F485RA.2.25

15°

MAX. 13500	9500 / 4,80	6875 / 6,45	5120 / 8,40	4035 / 10,40	3265 / 12,40	2660 / 14,60	2090 / 16,90	1700 / 19,35	1410 / 21,75

.25 L323 — 10°

1535 / 17,50	1375 / 19,00	1235 / 20,60	1125 / 22,30	840 / 24,20	630 / 26,10	410 / 28,00

.25 L324 — 10°

1440 / 17,60	1281 / 19,05	1145 / 20,70	1035 / 22,40	940 / 24,20	630 / 26,10	410 / 28,00

F485RA.2.26

15°

MAX. 13500	9500 / 4,75	6600 / 6,55	4870 / 8,40	3800 / 10,40	3030 / 12,50	2425 / 14,70	2060 / 16,75	1600 / 19,15	1300 / 21,60	750 / 24,05

.26 L212 — 10°

1295 / 19,35	1160 / 21,05	1055 / 22,85	750 / 24,85	575 / 26,90	330 / 28,95

.26 L213 — 10°

1210 / 19,40	1075 / 20,10	970 / 22,95	800 / 24,85	540 / 26,95	330 / 29,00

.26 L214 — 10°

1140 / 19,50	1010 / 21,20	900 / 23,00	735 / 24,95	590 / 26,75	330 / 28,80

F485RA.2.27

15°

MAX. 13500	8925 / 4,80	6125 / 6,65	4485 / 8,60	3460 / 10,60	2795 / 12,60	2260 / 14,80	1870 / 17,00	1635 / 18,90	1300 / 21,40	750 / 23,85

.27 L153 — 10°

985 / 21,50	890 / 23,20	810 / 25,00	695 / 26,95	450 / 29,00	220 / 31,05

.27 L154 — 10°

925 / 21,55	830 / 23,30	750 / 25,10	690 / 27,00	510 / 28,85	220 / 30,90

F485RA.2.28

15°

MAX. 13500	8805 / 4,85	6000 / 6,65	4355 / 8,60	3330 / 10,60	2660 / 12,60	2120 / 14,80	1730 / 17,00	1500 / 18,95	1325 / 20,95	1000 / 22,95	600 / 24,95

C VERSION

F485RAC.2.24

15°

MAX. 13500	9500 / 4,95	6890 / 6,70	5260 / 8,70	4265 / 10,70	3260 / 13,00	2600 / 15,30	1830 / 17,70

.24 L414 — 10°

2455 / 13,75	2130 / 15,25	1855 / 16,90	1645 / 18,60	1450 / 20,40	800 / 22,30	410 / 24,20

F485RAC.2.25

15°

MAX. 13500	9500 / 4,85	6625 / 6,80	5015 / 8,80	4035 / 10,80	3255 / 13,00	2520 / 15,30	2040 / 17,70	1440 / 20,15

.25 L324 — 10°

1865 / 15,95	1645 / 17,45	1460 / 19,05	1255 / 20,75	995 / 22,60	650 / 24,50	410 / 26,40

F485RAC.2.26

15°

MAX. 13500	9500 / 4,80	6355 / 6,85	4765 / 8,85	3795 / 10,85	3025 / 13,05	2515 / 15,10	1950 / 17,55	1340 / 20,00	750 / 22,40

F515RA.2 e-dynamic

CERTIFIED DYNAMIC PERFORMANCE

HEAVY- DUTY CRANES

e-dynamic standard package

- **ADC** Automatic Dynamic Control — control
- **D850** Digital Multifunction Distributor Bank — control
- **RCH/RCS** Radio Remote Control — control
- **FX500** Fassi Electronic Control — control
- **FSC** Fassi Stability Control — control
- **CPM** Crane Position Monitoring — control
- **OTC** Oil Temperature Control — control
- **MPES** Multi Power Extension System — performance
- **PROLINK** Progressive Link — performance
- **FS** Flow Sharing — performance
- **XF** Extra Fast — performance
- **FL** Full Lift — performance
- **XP** Extra Power — performance
- **UHSS** Ultra High Strength Steel — strength
- **FWD** Fewer Welds Design — strength
- **CQ** Cast Quality — strength

						MPa	l/min	oil				
F515RA.2.22	47,81	7,95	3,60	360°	44,1	33,5	70-80	200	4350	2480	1475	2500
F515RA.2.23	46,59	9,90	5,50	360°	44,1	33,5	70-80	200	4600	2480	1485	2500
F515RA.2.24	45,67	11,90	7,40	360°	44,1	33,5	70-80	200	4850	2480	1485	2500
F515RA.2.25	45,06	14,20	9,60	360°	44,1	33,5	70-80	200	5100	2480	1485	2500
F515RA.2.25 L426	45,06	26,15	18,50	360°	44,1	33,5	70-80	200	6300	2535	1670	2700
F515RA.2.26	44,65	16,30	11,65	360°	44,1	33,5	70-80	200	5350	2480	1485	2500
F515RA.2.26 L324	44,65	25,90	18,25	360°	44,1	33,5	70-80	200	6130	2515	1670	2750
F515RA.2.26 L426	44,65	28,20	20,55	360°	44,1	33,5	70-80	200	6550	2535	1670	2700
F515RA.2.27	43,73	18,55	13,75	360°	44,1	33,5	70-80	200	5500	2485	1540	2500
F515RA.2.27 L214	43,73	28,55	21,05	360°	44,1	33,5	70-80	200	6150	2530	1735	2815
F515RA.2.28	42,92	20,80	15,95	360°	44,1	33,5	70-80	200	5650	2515	1540	2500

F515RA.2.22



MAX.	11000	7800	6015	4650	3700
16000	4,15	6,10	7,95	10,05	12,15

F515RA.2.23



MAX.	10480	7485	5730	4630	3700	3000	2250
16000	4,45	6,20	8,05	9,90	12,05	14,30	16,60

F515RA.2.24



MAX.	10150	7225	5495	4410	3695	2990	2450	1850
16000	4,50	6,25	8,10	10,00	11,90	14,20	16,50	18,90

F515RA.2.25



MAX.	9805	6940	5235	4160	3450	2895	2300	1900	1450
15500	4,60	6,35	8,20	10,10	12,00	14,20	16,50	18,90	21,30

.25 L426

1335	1200	1085	995	910	835	770	600
17,20	18,55	19,90	21,30	22,85	24,45	26,15	27,95

F515RA.2.26



MAX.	9500	6700	5015	3950	3250	2700	2345	1850	1300	800
15500	4,70	6,40	8,25	10,15	12,05	14,25	16,30	18,70	21,10	23,50

.26 L324

1260	1140	1035	940	865	550	350
19,30	20,75	22,40	24,10	25,90	27,80	29,70

.26 L426

920	825	745	680	615	560	520	400
19,25	20,60	21,95	23,35	24,90	26,50	28,20	30,00

F515RA.2.27

MAX.	9215	6470	4815	3760	3065	2515	2160	1895	1550	800
15000	4,75	6,50	8,35	10,25	12,15	14,35	16,40	18,60	20,95	23,35

.27 L214

1010	910	820	730	585	300
21,30	23,00	24,80	26,75	28,55	30,60

F515RA.2.28

MAX.	8950	6260	4630	3590	2900	2350	2000	1735	1540	1100	620
15000	4,80	6,55	8,40	10,30	12,20	14,40	16,45	18,60	20,80	22,85	24,90

F545RA.2 xe-dynamic

HEAVY- DUTY CRANES

xe-dynamic standard package

ADC Automatic Dynamic Control	control	D850 Digital Multifunction Distributor Bank	control
RCH/RCS Radio Remote Control	control	FX500 Fassi Electronic Control	control
FSC Fassi Stability Control	control	CPM Crane Position Monitoring	control
OTC Oil Temperature Control	control	MPES Multi Power Extension System	performance
PROLINK Progressive Link	performance	FS Flow Sharing	performance
XF Extra Fast	performance	FL Full Lift	performance
XP Extra Power	performance	UHSS Ultra High Strength Steel	strength
FWD Fewer Welds Design	strength	CQ Cast Quality	strength

				continuous		MPa	l/min	oil				
F545RA.2.22	51,17	7,95	3,60	360°	44,1	35,0	70-80	200	4350	2480	1475	2500
F545RA.2.23	49,75	9,90	5,50	360°	44,1	35,0	70-80	200	4600	2480	1485	2500
F545RA.2.24	48,93	11,90	7,40	360°	44,1	35,0	70-80	200	4850	2480	1485	2500
F545RA.2.25	47,50	14,20	9,60	360°	44,1	35,0	70-80	200	5100	2480	1485	2500
F545RA.2.25 L425	47,50	24,35	16,80	360°	44,1	35,0	70-80	200	6200	2535	1670	2700
F545RA.2.25 L426	47,50	26,15	18,50	360°	44,1	35,0	70-80	200	6300	2535	1670	2700
F545RA.2.26	46,99	16,30	11,65	360°	44,1	35,0	70-80	200	5350	2480	1485	2500
F545RA.2.26 L323	46,99	25,85	18,25	360°	44,1	35,0	70-80	200	6030	2515	1670	2750
F545RA.2.26 L324	46,99	25,90	18,25	360°	44,1	35,0	70-80	200	6130	2515	1670	2750
F545RA.2.26 L425	46,99	26,40	18,85	360°	44,1	35,0	70-80	200	6450	2535	1670	2700
F545RA.2.26 L426	46,99	28,20	20,55	360°	44,1	35,0	70-80	200	6550	2535	1670	2700
F545RA.2.27	46,18	18,55	13,75	360°	44,1	35,0	70-80	200	5500	2485	1540	2500
F545RA.2.27 L213	46,18	26,65	19,25	360°	44,1	35,0	70-80	200	6080	2535	1735	2815
F545RA.2.27 L214	46,18	28,55	21,05	360°	44,1	35,0	70-80	200	6150	2530	1735	2815
F545RA.2.28	45,36	20,80	15,95	360°	44,1	35,0	70-80	200	5650	2515	1540	2500

F545RA.2.22

15°

MAX. 16000	11000	8340	6435	5000	4030
	4,35	6,10	7,95	10,05	12,15

F545RA.2.23

15°

MAX. 16000	11000	8020	6145	4970	4000	3250	2400
	4,45	6,20	8,05	9,90	12,05	14,30	16,60

F545RA.2.24

15°

MAX. 16000	10865	7755	5910	4750	3985	3200	2690	2000
	4,50	6,25	8,10	10,00	11,90	14,20	16,50	18,90

F545RA.2.25

15°

MAX. 15500	10330	7330	5540	4410	3660	3080	2550	2100	1650
	4,60	6,35	8,20	10,10	12,00	14,20	16,50	18,90	21,30

.25 L425

20°

1560	1415	1290	1185	1085	1000	860	680
17,15	18,45	19,80	21,20	22,75	24,35	26,15	27,95

.25 L426

20°

1485	1340	1215	1115	1010	925	855	680
17,20	18,55	19,90	21,30	22,85	24,45	26,15	27,95

F545RA.2.26

15°

MAX. 15500	10000	7080	5320	4200	3460	2880	2500	2000	1400	850
	4,70	6,40	8,25	10,15	12,05	14,25	16,30	18,70	21,10	23,50

.26 L323

10°

1485	1355	1225	1125	950	600	400
19,20	20,65	22,30	24,00	25,90	27,80	29,70

.26 L324

10°

1390	1255	1130	1030	940	600	400
19,30	20,75	22,40	24,10	25,90	27,80	29,70

.26 L425

20°

1130	1025	925	845	775	720	600	450
19,20	20,50	21,85	23,25	24,80	26,40	28,20	30,00

.26 L426

20°

1055	950	855	775	705	645	600	450
19,25	20,60	21,95	23,35	24,90	26,50	28,20	30,00

F545RA.2.27

15°

MAX. 15000	9725	6850	5110	4000	3270	2695	2320	2030	1700	850
	4,75	6,50	8,35	10,25	12,15	14,35	16,40	18,60	20,95	23,35

.27 L213

10°

1160	1060	970	840	620	330
21,20	22,90	24,70	26,65	28,75	30,80

.27 L214

10°

1100	990	900	780	620	330
21,30	23,00	24,80	26,75	28,55	30,60

F545RA.2.28

15°

MAX. 15000	9450	6640	4930	3830	3100	2530	2160	1870	1650	1200	700
	4,80	6,55	8,40	10,30	12,20	14,40	16,45	18,60	20,80	22,85	24,90

F705R.2-HXP TECHNO

HEAVY- DUTY CRANES

TECHNO standard package

- IMC – Integral Machine Control – control
- ADC – Automatic Dynamic Control – control
- D900 – Digital Multifunction Distributor Bank – control
- V7RRC – Radio Remote Control – control
- FX990 – Fassi Electronic Control – control
- FX991 – Touch Screen Display – control
- FSC TECHNO – Fassi Stability Control – control
- CPM – Crane Position Monitoring – control
- OTC – Oil Temperature Control – control
- MPES – Multi Power Extension System – performance
- X Design – Decagonal Section – performance
- PROLINK – Progressive Link – performance
- FS – Flow Sharing – performance
- XF – Extra Fast – performance
- FL – Full Lift – performance
- XP – Extra Power – performance
- *JDP – Jib Dual Power – performance
- UHSS – Ultra High Strength Steel – strength
- FWD – Fewer Welds Design – strength

				continuous		MPa	l/min	oil				
F705R.2.2	66,3	7,40	3,45	360°	45	35,5	100	250	5240	2550	1540	2490
F705R.2.3	64,4	9,35	5,30	360°	45	35,5	100	250	5565	2550	1590	2490
F705R.2.4	62,3	11,50	7,40	360°	45	35,5	100	250	5890	2530	1600	2490
F705R.2.5	60,8	13,75	9,60	360°	45	35,5	100	250	6200	2550	1600	2490
F705R.2.5 L626	60,8	25,85	18,51	360°	45	35,5	100	250	7970	2540	1770	2795
F705R.2.6	60,5	16,05	11,80	360°	45	35,5	100	250	6510	2550	1600	2490
F705R.2.6 L436	60,5	28,05	20,76	360°	45	35,5	100	250	7725	2550	1770	2810
F705R.2.7	60,2	18,20	13,80	360°	45	35,5	100	250	6725	2550	1690	2490
F705R.2.7 L436	60,2	30,05	22,75	360°	45	35,5	100	250	7935	2550	1850	2820
F705R.2.8	59,6	20,25	15,80	360°	45	35,5	100	250	6920	2550	1690	2490
F705R.2.8 L224	59,6	30,15	23,09	360°	45	35,5	100	250	7705	2550	1850	2885
F705R.2.9	59,0	22,35	17,80	360°	45	35,5	100	250	7110	2550	1695	2490
F705R.2.9 L224	59,0	32,25	25,08	360°	45	35,5	100	250	7925	2550	1850	2940

* "**JDP**" activation (Jib dual power) compulsory for versions .7 with JIB "L436", .8 with JIB "L224", and .9 with jib "L224"

F705R.2.2



MAX. 16000	16000 / 3,95	11610 / 5,60	8960 / 7,40	6960 / 9,45	5540 / 11,65

F705R.2.3



MAX. 16000	15570 / 4,05	11225 / 5,70	8610 / 7,45	6895 / 9,35	5500 / 11,55

F705R.2.4

MAX. 16000	15100 / 4,10	10835 / 5,75	8255 / 7,55	6560 / 9,45	5385 / 11,50	4390 / 13,75	3530 / 16,10	2880 / 18,55

F705R.2.5

MAX. 16000	14660 / 4,15	10475 / 5,80	7930 / 7,60	6250 / 9,50	5080 / 11,60	4260 / 13,75	3430 / 16,15	2800 / 18,55	2315 / 21,05

.5 L626

2115 / 16,90	1890 / 18,20	1700 / 19,60	1545 / 20,95	1405 / 22,50	1290 / 24,10	1190 / 25,85	850 / 27,65	600 / 29,45	380 / 31,25

F705R.2.6

MAX. 16000	14220 / 4,25	10115 / 5,90	7605 / 7,65	5940 / 9,60	4775 / 11,65	3960 / 13,85	3300 / 16,05	2705 / 18,50	2330 / 21,00	1885 / 23,50

.6 L436

1670 / 19,15	1510 / 20,45	1375 / 21,80	1260 / 23,20	1160 / 24,75	1070 / 26,35	920 / 28,05	600 / 29,90	480 / 31,70	350 / 33,50

MAX. 16000	13660 / 4,40	9730 / 6,05	7295 / 7,80	5670 / 9,75	4530 / 11,80	3725 / 13,95	3070 / 16,20	2670 / 18,20	2215 / 20,70	1875 / 23,10

.7 L436

1220 / 21,15	1105 / 22,45	1005 / 23,80	920 / 25,20	850 / 26,75	785 / 28,35	735 / 30,05	600 / 31,90	480 / 33,70	350 / 35,50

.7 L436 with JDP activation

1510 / 19,15	1365 / 20,45	1235 / 21,85	1130 / 23,20	1035 / 24,75	960 / 26,35	890 / 28,10

F705R.2.8



MAX. 16000	13380 / 4,45	9500 / 6,10	7090 / 7,85	5475 / 9,80	4340 / 11,85	3535 / 14,00	2880 / 16,25	2480 / 18,25	2190 / 20,25	1900 / 22,50	15 00 / 24,80

.8 L224

1270 / 22,85	1150 / 24,60	1045 / 26,40	890 / 28,30	750 / 30,15	300 / 32,20

.8 L224 with JDP activation

1800 / 19,00	1600 / 20,70	1225 / 22,55	890 / 24,45	750 / 26,25

F705R.2.9

MAX. 16000	12980 / 4,55	9210 / 6,20	6845 / 7,95	5250 / 9,85	4130 / 11,95	3335 / 14,10	2690 / 16,35	2290 / 18,35	2000 / 20,35	1785 / 22,35	1550 / 24,70

.9 L224

910 / 24,95	825 / 26,70	655 / 28,50	465 / 30,40	400 / 32,25	280 / 34,30

.9 L224 with JDP activation

1610 / 19,00	1435 / 20,70	1225 / 22,55	890 / 24,45	750 / 26,25

F805R.2-HXP TECHNO

HEAVY- DUTY CRANES

TECHNO standard package

- IMC – Integral Machine Control – control
- ADC – Automatic Dynamic Control – control
- D900 – Digital Multifunction Distributor Bank – control
- V7RRC – Radio Remote Control – control
- FX990 – Fassi Electronic Control – control
- FX991 – Touch Screen Display – control
- FSC TECHNO – Fassi Stability Control – control
- CPM – Crane Position Monitoring – control
- OTC – Oil Temperature Control – control
- MPES – Multi Power Extension System – performance
- X Design – Decagonal Section – performance
- PROLINK – Progressive Link – performance
- FS – Flow Sharing – performance
- XF – Extra Fast – performance
- FL – Full Lift – performance
- XP – Extra Power – performance
- *JDP – Jib Dual Power – performance
- UHSS – Ultra High Strength Steel – strength
- FWD – Fewer Welds Design – strength

				continuous		MPa	l/min	oil				
F805R.2.2	71,9	7,45	3,45	360°	90	35,5	100	250	5800	2540	1565	2485
F805R.2.3	70,0	9,40	5,35	360°	90	35,5	100	250	6140	2540	1620	2485
F805R.2.4	67,6	11,55	7,40	360°	90	35,5	100	250	6390	2540	1620	2485
F805R.2.5	66,1	13,80	9,60	360°	90	35,5	100	250	6800	2540	1620	2485
F805R.2.5 L626	66,1	25,85	18,52	360°	90	35,5	100	250	8290	2545	1805	2795
F805R.2.6	65,8	16,10	11,70	360°	90	35,5	100	250	7110	2550	1620	2485
F805R.2.6 L626	65,8	28,10	20,75	360°	90	35,5	100	250	8570	2550	1790	2795
F805R.2.7	65,5	18,25	13,80	360°	90	35,5	100	250	7325	2550	1715	2485
F805R.2.7 L436	65,5	30,10	22,75	360°	90	35,5	100	250	8535	2550	1870	2790
F805R.2.8	64,0	20,30	15,80	360°	90	35,5	100	250	7520	2540	1715	2485
F805R.2.8 L224	64,0	30,15	23,08	360°	90	35,5	100	250	8300	2550	1870	2870
F805R.2.9	63,7	22,40	17,85	360°	90	35,5	100	250	7710	2550	1715	2485
F805R.2.9 L224	63,7	32,25	25,10	360°	90	35,5	100	250	8525	2550	1870	2920

* "**JDP**" activation (Jib dual power) compulsory for versions .7 with JIB "L436", .8 with JIB "L224", and .9 with jib "L224"

F805R.2.2

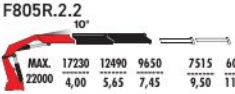

MAX. 22000	17230 / 4,00	12490 / 5,65	9650 / 7,45	7515 / 9,50	6000 / 11,70

F805R.2.3



MAX. 22000	16710 / 4,05	12070 / 5,70	9275 / 7,50	7435 / 9,40	5945 / 11,60

F805R.2.4



MAX. 22000	16205 / 4,15	11660 / 5,80	8900 / 7,55	7080 / 9,50	5815 / 11,55	4775 / 13,80	3925 / 16,15	3220 / 18,60

F805R.2.5

MAX. 22000	15755 / 4,20	11295 / 5,85	8570 / 7,65	6765 / 9,55	5510 / 11,65	4640 / 13,80	3825 / 16,15	3140 / 18,60	2610 / 21,20

.5 L626

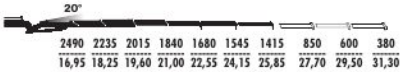

2490 / 16,95	2235 / 18,25	2015 / 19,60	1840 / 21,00	1680 / 22,55	1545 / 24,15	1415 / 25,85	850 / 27,70	600 / 29,50	380 / 31,30

F805R.2.6



MAX. 21500	15295 / 4,40	10925 / 5,95	8235 / 7,70	6450 / 9,65	5205 / 11,70	4335 / 13,85	3695 / 16,10	3040 / 18,55	2525 / 21,05	2000 / 23,50

.6 L626



1775 / 19,20	1600 / 20,50	1450 / 21,85	1330 / 23,25	1215 / 24,80	1125 / 26,40	1045 / 28,10	850 / 29,95	600 / 31,75	380 / 33,55

F805R.2.7

MAX. 20000	14710 / 4,45	10520 / 6,10	7915 / 7,85	6175 / 9,75	4950 / 11,85	4100 / 14,00	3460 / 16,25	3015 / 18,25	2515 / 20,75	2140 / 23,15

.7 L436



1510 / 21,20	1380 / 22,50	1260 / 23,85	1165 / 25,25	1075 / 26,80	1000 / 28,40	935 / 30,10	600 / 31,95	480 / 33,75	350 / 35,55

.7 L436 with JDP activation



1840 / 19,20	1665 / 20,50	1520 / 21,85	1395 / 23,25	1285 / 24,80	1180 / 26,40	1000 / 28,10

F805R.2.8

MAX. 20000	14220 / 4,50	10280 / 6,15	7705 / 7,90	5975 / 9,80	4755 / 11,90	3910 / 14,05	3275 / 16,30	2825 / 18,30	2495 / 20,30	2165 / 22,55	1800 / 24,80

.8 L224



1540 / 22,90	1400 / 24,60	1220 / 26,45	890 / 28,35	750 / 30,15	300 / 32,20

.8 L224 with JDP activation

2125 / 19,00	1860 / 20,70	1225 / 22,55	890 / 24,45	750 / 26,25

F805R.2.9



MAX. 20000	14005 / 4,55	9985 / 6,20	7455 / 8,00	5755 / 9,90	4550 / 12,00	3705 / 14,15	3075 / 16,40	2630 / 18,40	2305 / 20,40	2060 / 22,40	1800 / 24,70

.9 L224



1155 / 25,00	1055 / 26,70	700 / 28,55	495 / 30,45	430 / 32,25	300 / 34,30

.9 L224 with JDP activation

1940 / 19,00	1735 / 20,70	1225 / 22,55	890 / 24,45	750 / 26,25

F905R.2-HXP TECHNO

HEAVY- DUTY CRANES

TECHNO standard package

- IMC – Integral Machine Control – control
- ADC – Automatic Dynamic Control – control
- D900 – Digital Multifunction Distributor Bank – control
- V7RRC – Radio Remote Control – control
- FX990 – Fassi Electronic Control – control
- FX991 – Touch Screen Display – control
- FSC TECHNO – Fassi Stability Control – control
- CPM – Crane Position Monitoring – control
- OTC – Oil Temperature Control – control
- MPES – Multi Power Extension System – performance
- X Design – Decagonal Section – performance
- PROLINK – Progressive Link – performance
- FS – Flow Sharing – performance
- XF – Extra Fast – performance
- FL – Full Lift – performance
- XP – Extra Power – performance
- *JDP – Jib Dual Power – performance
- UHSS – Ultra High Strength Steel – strength
- FWD – Fewer Welds Design – strength

				continuous		MPa	l/min	oil				
F905R.2.2	81,3	7,40	3,40	360°	90	35,5	100	250	6040	2550	1560	2530
F905R.2.3	79,9	9,40	5,35	360°	90	35,5	100	250	6385	2535	1650	2515
F905R.2.4	77,3	11,55	7,40	360°	90	35,5	100	250	6735	2550	1650	2515
F905R.2.5	75,7	13,80	9,60	360°	90	35,5	100	250	7040	2550	1650	2515
F905R.2.5 L626	75,7	25,85	18,56	360°	90	35,5	100	250	8510	2560	1790	2785
F905R.2.6	75,2	16,10	11,80	360°	90	35,5	100	250	7350	2550	1650	2515
F905R.2.6 L626	75,2	28,10	20,75	360°	90	35,5	100	250	8810	2550	1790	2835
F905R.2.7	74,8	18,25	13,80	360°	90	35,5	100	250	7565	2550	1745	2515
F905R.2.7 L436	74,8	28,10	22,75	360°	90	35,5	100	250	8775	2550	1870	2815
F905R.2.8	74,3	20,30	15,80	360°	90	35,5	100	250	7760	2550	1745	2515
F905R.2.8 L224	74,3	30,15	23,08	360°	90	35,5	100	250	8545	2550	1870	2895
F905R.2.9	73,1	22,40	17,85	360°	90	35,5	100	250	7950	2550	1745	2515
F905R.2.9 L224	73,1	32,35	25,10	360°	90	35,5	100	250	8765	2545	1870	2940

* "**JDP**" activation (Jib dual power) compulsory for versions .7 with JIB "L436", .8 with JIB "L224", and .9 with jib "L224"

F905R.2.2

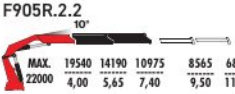

MAX. 22000	19540 / 4,00	14190 / 5,65	10975 / 7,40	8565 / 9,50	6865 / 11,70

F905R.2.3



MAX. 22000	18990 / 4,05	13750 / 5,70	10585 / 7,50	8500 / 9,40	6820 / 11,60

F905R.2.4

MAX. 22000	18450 / 4,15	13320 / 5,80	10200 / 7,55	8135 / 9,50	6690 / 11,55	5350 / 13,80	4335 / 16,15	3570 / 18,60

F905R.2.5

MAX. 22000	17965 / 4,20	12935 / 5,85	9860 / 7,65	7815 / 9,55	6375 / 11,65	5225 / 13,80	4235 / 16,15	3490 / 18,60	2915 / 21,20

.5 L626

2880 / 16,95	2595 / 18,25	2345 / 19,60	2145 / 21,00	1965 / 22,55	1675 / 24,15	1415 / 25,85	850 / 27,70	600 / 29,50	380 / 31,30

F905R.2.6



MAX. 22000	17475 / 4,30	12550 / 5,95	9515 / 7,70	7490 / 9,65	6065 / 11,70	4920 / 13,85	4105 / 16,10	3395 / 18,55	2830 / 21,05	2000 / 23,50

.6 L626

2115 / 19,20	1915 / 20,50	1745 / 21,85	1600 / 23,25	1475 / 24,80	1340 / 26,40	1130 / 28,10	850 / 29,95	600 / 31,75	380 / 33,55

F905R.2.7

MAX. 22000	16825 / 4,45	12110 / 6,10	9175 / 7,85	7200 / 9,75	5805 / 11,85	4670 / 14,00	3870 / 16,25	3370 / 18,25	2825 / 20,75	2415 / 23,15

.7 L436

1815 / 21,20	1660 / 22,50	1525 / 23,85	1415 / 25,25	1310 / 26,80	1135 / 28,40	955 / 30,10	600 / 31,95	450 / 33,75	350 / 35,55

.7 L436 with JDP activation

2175 / 19,20	1980 / 20,50	1810 / 21,85	1670 / 23,25	1445 / 24,80	1180 / 26,40	1000 / 28,10

F905R.2.8

MAX. 22000	16515 / 4,50	11865 / 6,15	8955 / 7,90	6995 / 9,80	5605 / 11,90	4475 / 14,05	3680 / 16,30	3180 / 18,30	2815 / 20,30	2400 / 22,55	1800 / 24,80

.8 L224

1815 / 22,90	1655 / 24,60	1220 / 26,45	890 / 28,35	750 / 30,15	300 / 32,20

.8 L224 with JDP activation

2470 / 19,00	1860 / 20,70	1225 / 22,55	890 / 24,45	750 / 26,25

F905R.2.9

MAX. 22000	16060 / 4,55	11540 / 6,20	8690 / 8,00	6765 / 9,90	5390 / 12,00	4270 / 14,15	3480 / 16,40	2985 / 18,40	2620 / 20,40	2345 / 22,40	2000 / 24,70

.9 L224



1410 / 25,00	1105 / 26,70	700 / 28,55	495 / 30,45	430 / 32,25	300 / 34,30

.9 L224 with JDP activation

2280 / 19,00	1860 / 20,70	1225 / 22,55	890 / 24,45	750 / 26,25

F1050R.2-HXP TECHNO

HEAVY- DUTY CRANES

TECHNO standard package

- **IMC** – Integral Machine Control – control
- **ADC** – Automatic Dynamic Control – control
- **D900** – Digital Multifunction Distributor Bank – control
- **V7RRC** – Radio Remote Control – control
- **FX990** – Fassi Electronic Control – control
- **FX991** – Touch Screen Display – control
- **FSC TECHNO** – Fassi Stability Control – control
- **CPM** – Crane Position Monitoring – control
- **OTC** – Oil Temperature Control – control
- **MPES** – Multi Power Extension System – performance
- **X Design** – Decagonal Section – performance
- **PROLINK** – Progressive Link – performance
- **FS** – Flow Sharing – performance
- **XF** – Extra Fast – performance
- **FL** – Full Lift – performance
- **XP** – Extra Power – performance
- ***JDP** – Jib Dual Power – performance
- **UHSS** – Ultra High Strength Steel – strength
- **FWD** – Fewer Welds Design – strength

				continuous		MPa	l/min	oil				
F1050R.2.4	88,6	11,15	7,00	360°	80	34,5	100	250	7505	2525	1785	2580
F1050R.2.5	86,4	13,25	9,05	360°	80	34,5	100	250	7875	2525	1780	2580
F1050R.2.6	85,6	15,45	11,20	360°	80	34,5	100	250	8255	2535	1785	2580
F1050R.2.6 L626	85,6	27,50	20,15	360°	80	34,5	100	250	9795	2540	1910	2885
F1050R.2.7	84,4	17,55	13,20	360°	80	34,5	100	250	8510	2545	1890	2575
F1050R.2.7 L436	84,4	29,45	22,10	360°	80	34,5	100	250	9805	2550	1995	2880
F1050R.2.7 L626	84,4	29,45	22,10	360°	80	34,5	100	250	10045	2545	1995	2885
F1050R.2.8	83,9	19,60	15,15	360°	80	34,5	100	250	8735	2540	1890	2580
F1050R.2.8 L436	83,9	31,45	24,05	360°	80	34,5	100	250	9995	2535	1995	2915
F1050R.2.8 L626	83,9	31,45	24,05	360°	80	34,5	100	250	10260	2545	1995	2915
F1050R.2.9	83,3	21,70	17,10	360°	80	34,5	100	250	8990	2545	1890	2580
F1050R.2.9 L436	83,3	33,40	26,00	360°	80	34,5	100	250	10310	2545	1995	2915

** "**JDP**" activation (Jib dual power) compulsory for versions .7 with JIB "L436", "L626", .8 with JIB "L436", "L626", and .9 with JIB "L436*

F1050R.2.4

10°

MAX. 22000	21025	15335	11975	9670	7940	6495	5230	4315
	4,15	5,75	7,35	9,15	11,15	13,40	15,75	18,15

F1050R.2.5

10°

MAX. 22000	20515	14910	11585	9295	7575	6400	5170	4255	3350
	4,20	5,80	7,40	9,20	11,20	13,25	15,65	18,00	20,50

F1050R.2.6

10°

MAX. 22000	20115	14555	11250	8970	7250	6070	5070	4150	3450	2650
	4,25	5,85	7,45	9,25	11,25	13,35	15,45	17,85	20,35	22,85

.2.6 L626

20°

2810	2555	2335	2150	1980	1810	1525	900	600	400
18,55	19,85	21,25	22,60	24,15	25,75	27,50	29,30	31,15	32,95

F1050R.2.7

10°

MAX. 22000	19400	14060	10850	8620	6935	5775	4790	4165	3450	2900
	4,35	5,95	7,60	9,35	11,40	13,45	15,60	17,55	20,05	22,50

.2.7 L436

20°

2400	2200	2030	1780	1390	1140	955	600	480	350
20,55	21,85	23,20	24,60	26,15	27,75	29,45	31,30	33,10	34,90

.2.7 L436 with JDP activation

20°

2840	2590	2735	1840	1445	1180	1000
18,60	19,90	21,25	22,65	24,20	25,80	27,50

.2.7 L626

20°

2175	1985	1820	1685	1555	1450	1355	900	600	400
20,55	21,85	23,20	24,60	26,15	27,75	29,45	31,30	33,10	34,90

.2.7 L626 with JDP activation

20°

2620	2380	2170	1995	1835	1700	1470
18,60	19,90	21,25	22,65	24,20	25,80	27,50

F1050R.2.8

10°

MAX. 22000	18785	13620	10490	8305	6645	5500	4525	3905	3450	2990	2400
	4,45	6,05	7,70	9,45	11,50	13,55	15,70	17,60	19,60	21,80	24,10

.2.8 L436

20°

1885	1735	1605	1495	1340	1095	920	600	480	350
22,50	23,80	25,20	26,55	28,10	29,70	31,45	33,25	35,05	36,85

.2.8 L436 with JDP activation

20°

2670	2453	2225	1715	1340	1095	920
18,60	19,90	21,30	22,65	24,20	25,80	27,55

.2.8 L626

20°

1635	1495	1375	1275	1180	1100	1030	850	600	350
22,50	23,80	25,20	26,55	28,10	29,70	31,45	33,25	35,05	36,85

.2.8 L626 with JDP activation

20°

2430	2200	2005	1845	1695	1570	1415
18,60	19,90	21,30	22,65	24,20	25,80	27,55

F1050R.2.9

10°

MAX. 22000	18080	13130	10100	7970	6340	5205	4250	3635	3190	2855	2500
	4,60	6,20	7,85	9,60	11,60	13,70	15,85	17,80	19,75	21,70	24,00

.2.9 L436

20°

1385	1280	1180	1100	1025	960	905	600	480	350
24,45	25,75	27,15	28,50	30,05	31,70	33,40	35,20	37,00	38,80

.2.9 L436 with JDP activation

20°

2440	2220	2030	1715	1340	1095	920
18,60	19,90	21,30	22,65	24,20	25,80	27,55

F1250R.2-HXP TECHNO

HEAVY- DUTY CRANES

TECHNO standard package

- **IMC** – Integral Machine Control – control
- **ADC** – Automatic Dynamic Control – control
- **D900** – Digital Multifunction Distributor Bank – control
- **V7RRC** – Radio Remote Control – control
- **FX990** – Fassi Electronic Control – control
- **FX991** – Touch Screen Display – control
- **FSC TECHNO** – Fassi Stability Control – control
- **CPM** – Crane Position Monitoring – control
- **OTC** – Oil Temperature Control – control
- **MPES** – Multi Power Extension System – performance
- **X Design** – Decagonal Section – performance
- **PROLINK** – Progressive Link – performance
- **FS** – Flow Sharing – performance
- **XF** – Extra Fast – performance
- **FL** – Full Lift – performance
- **XP** – Extra Power – performance
- *** JDP** – Jib Dual Power – performance
- **UHSS** – Ultra High Strength Steel – strength
- **FWD** – Fewer Welds Design – strength

				continuous		MPa	l/min	oil				
F1250R.2.4	96,67	11,45	7,00	360°	100,0	34,0	80-100	250	8030	2540	1760	2630
F1250R.2.5	94,42	13,55	9,05	360°	100,0	34,0	80-100	250	8410	2540	1760	2630
F1250R.2.6	92,89	15,75	11,20	360°	100,0	34,0	80-100	250	8785	2540	1760	2630
F1250R.2.6 L826	92,89	27,75	20,15	360°	100,0	34,0	80-100	250	10565	2545	1945	2910
F1250R.2.7	92,08	17,80	13,15	360°	100,0	34,0	80-100	250	9050	2540	1860	2630
F1250R.2.7 L626	92,08	29,75	22,10	360°	100,0	34,0	80-100	250	10675	2545	2025	2900
F1250R.2.8	91,26	19,85	15,10	360°	100,0	34,0	80-100	250	9330	2540	1870	2630
F1250R.2.8 L626	91,26	31,80	24,15	360°	100,0	34,0	80-100	250	10990	2545	2025	2935
F1250R.2.9	90,95	21,95	17,05	360°	100,0	34,0	80-100	250	9555	2540	1880	2630
F1250R.2.9 L436	90,95	33,65	26,00	360°	100,0	34,0	80-100	250	11005	2545	2025	2935

** "**JDP**" activation (Jib dual power) compulsory for versions .7 with JIB "L626", .8 with JIB "L626", and .9 with JIB "L436".*

F1250R.2.4



22000	16715	13060	10545	8665	7115	5915	5005
4,15	5,75	7,35	9,15	11,15	13,40	15,75	18,15

F1250R.2.5

22000	16270	12655	10160	8285	7005	5840	4935	3350
4,20	5,80	7,40	9,20	11,20	13,25	15,65	18,00	20,50

F1250R.2.6



MAX.	21845	15835	12255	9780	7915	6640	5710	4840	4090	2650
22000	4,25	5,85	7,45	9,25	11,25	13,35	15,45	17,85	20,35	22,85

.2.6 L826

3340	3080	2820	2605	2400	2020	1705	850	600	330
18,60	19,90	21,25	22,65	24,20	25,80	27,50	29,30	31,15	32,95

F1250R.2.7



MAX.	21165	15350	11860	9430	7595	6335	5415	4805	4085	3100
22000	4,35	5,95	7,60	9,35	11,40	13,45	15,60	17,55	20,05	22,50

.2.7 L626

2760	2535	2335	2165	2005	1775	1500	1000	600	400
20,55	21,85	23,20	24,60	26,15	27,75	29,45	31,30	33,10	34,90

.2.7 L626 with JDP activation

3225	2970	2735	2525	2240	1840	1555
18,60	19,90	21,25	22,65	24,20	25,80	27,50

F1250R.2.8

MAX.	20500	14880	11475	9100	7290	6045	5135	4530	4060	3530	2400
22000	4,45	6,05	7,70	9,45	11,50	13,55	15,70	17,60	19,60	21,80	24,10

.2.8 L626

2175	2005	1850	1725	1605	1500	1410	850	600	330
22,50	23,80	25,20	26,55	28,10	29,70	31,45	33,25	35,05	36,85

.2.8 L626 with JDP activation

3030	2790	2575	2375	2190	1840	1555
18,60	19,90	21,30	22,65	24,20	25,80	27,55

F1250R.2.9

MAX.	19770	14385	11090	8775	7005	5780	4885	4285	3820	3425	2600
22000	4,60	6,20	7,85	9,60	11,60	13,70	15,85	17,80	19,75	21,70	24,00

.2.9 L436

1915	1780	1655	1550	1445	1180	1000	600	480	350
24,45	25,75	27,15	28,50	30,05	31,70	33,40	35,20	37,00	38,80

.2.9 L436 with JDP activation

3080	2845	2420	1840	1445	1180	1000
18,60	19,90	21,30	22,65	24,20	25,80	27,55

F1450R.2-HXP TECHNO

HEAVY- DUTY CRANES

TECHNO standard package

- IMC — Integral Machine Control — control
- ADC — Automatic Dynamic Control — control
- D900 — Digital Multifunction Distributor Bank — control
- V7RRC — Radio Remote Control — control
- FX990 — Fassi Electronic Control — control
- FX991 — Touch Screen Display — control
- FSC TECHNO — Fassi Stability Control — control
- CPM — Crane Position Monitoring — control
- OTC — Oil Temperature Control — control
- MPES — Multi Power Extension System — performance
- X Design — Decagonal Section — performance
- PROLINK — Progressive Link — performance
- FS — Flow Sharing — performance
- XF — Extra Fast — performance
- FL — Full Lift — performance
- XP — Extra Power — performance
- * JDP — Jib Dual Power — performance
- UHSS — Ultra High Strength Steel — strength
- FWD — Fewer Welds Design — strength

				continuous		MPa	l/min	oil				
F1450R.2.4	113,60	11,45	7,15	360°	100	35,0	100+100	250+250	10700	2545	2480	2595
F1450R.2.6	109,72	15,70	11,30	360°	100	35,0	100+100	250+250	11590	2545	2480	2595
F1450R.2.6 L826	109,72	27,80	20,20	360°	100	35,0	100+100	250+250	13390	2545	2650	2905
F1450R.2.7	108,80	17,80	13,25	360°	100	35,0	100+100	250+250	11970	2545	2580	2595
F1450R.2.7 L826	108,80	29,80	22,20	360°	100	35,0	100+100	250+250	13755	2545	2760	2905
F1450R.2.8	107,60	19,85	15,25	360°	100	35,0	100+100	250+250	12250	2545	2605	2595
F1450R.2.8 L826	107,60	31,80	24,20	360°	100	35,0	100+100	250+250	14040	2545	2760	2905
F1450R.2.9	107,50	21,80	17,30	360°	100	35,0	100+100	250+250	12650	2545	2615	2595
F1450R.2.9 L626	107,50	33,81	26,20	360°	100	35,0	100+100	250+250	14220	2550	2800	2920

** "**JDP**" activation (Jib dual power) compulsory for versions .7 with JIB "L826", and .8 with JIB "L826".*

F1450R.2.4

25000	20275	15480	12330	10175	8370	6990	5950
4,00	5,60	7,30	9,15	11,15	13,30	15,50	17,75

F1450R.2.6



25000	19235	14550	11450	9320	7825	6745	5730	4915	4215
4,10	5,70	7,40	9,30	11,25	13,30	15,40	17,60	19,80	22,25

.2.6 L826



4185	3870	3585	3145	2400	1970	1660	850	600	330
18,55	19,85	21,25	22,65	24,20	25,80	27,50	29,30	31,15	32,95

F1450R.2.7



25000	18530	13975	10945	8850	7375	6305	5570	4760	4100	3500
4,35	5,80	7,55	9,40	11,35	13,40	15,50	17,50	19,75	22,15	24,55

.2.7 L826



3350	3100	2885	2700	2400	1970	1660	850	600	330
20,55	21,85	23,25	24,65	26,15	27,80	29,50	31,30	33,15	34,95

.2.7 L826 with JDP activation



3885	3585	3320	3090	2400	1970	1660
18,55	19,85	21,25	22,65	24,20	25,80	27,50

F1450R.2.8

25000	18110	13605	10600	8515	7045	5980	5245	4690	4000	3400	2750
4,30	5,85	7,60	9,45	11,45	13,45	15,55	17,55	19,55	21,95	24,40	26,90

.2.8 L826

2650	2465	2300	2150	2000	1735	1465	850	600	330
22,55	23,85	25,25	26,65	28,15	29,80	31,50	33,30	35,15	36,95

.2.8 L826 with JDP activation

3620	3335	3085	2870	2400	1970	1660
18,55	19,85	21,25	22,65	24,20	25,80	27,50

F1450R.2.9



23880	17305	13010	10110	8090	6650	5605	4880	4335	3920	3400	2750
4,50	6,10	7,80	9,65	11,65	13,70	15,80	17,80	19,80	21,80	24,10	26,65

.2.9 L626

2105	1965	1835	1720	1610	1375	1155	850	600	330
24,60	25,90	27,25	28,65	30,20	31,80	33,50	35,35	37,15	38,95

F1750R.2-HXP TECHNO

HEAVY- DUTY CRANES

TECHNO standard package

- IMC — Integral Machine Control — control
- ADC — Automatic Dynamic Control — control
- D900 — Digital Multifunction Distributor Bank — control
- V7RRC — Radio Remote Control — control
- FX990 — Fassi Electronic Control — control
- FX991 — Touch Screen Display — control
- FSC TECHNO — Fassi Stability Control — control
- CPM — Crane Position Monitoring — control
- OTC — Oil Temperature Control — control
- MPES — Multi Power Extension System — performance
- X Design — Decagonal Section — performance
- PROLINK — Progressive Link — performance
- FS — Flow Sharing — performance
- XF — Extra Fast — performance
- FL — Full Lift — performance
- XP — Extra Power — performance
- * JDP — Jib Dual Power — performance
- UHSS — Ultra High Strength Steel — strength
- FWD — Fewer Welds Design — strength

						MPa	l/min	oil				
F1750R.2.4	130,83	11,30	7,15	360°	130	36,0	100+100	250+250	11830	2545	2585	2615
F1750R.2.6	124,40	15,55	11,30	360°	130	36,0	100+100	250+250	12720	2545	2585	2615
F1750R.2.6 L826	124,40	27,65	20,20	360°	130	36,0	100+100	250+250	14520	2545	2855	2860
F1750R.2.7	122,57	17,65	13,30	360°	130	36,0	100+100	250+250	13100	2545	2690	2615
F1750R.2.7 L826	122,57	29,65	22,20	360°	130	36,0	100+100	250+250	14885	2545	2865	2860
F1750R.2.8	121,55	19,70	15,30	360°	130	36,0	100+100	250+250	13380	2545	2690	2615
F1750R.2.8 L826	121,55	31,65	24,20	360°	130	36,0	100+100	250+250	15170	2545	2865	2860
F1750R.2.9	120,50	21,60	17,30	360°	130	36,0	100+100	250+250	13820	2545	2720	2615
F1750R.2.9 L626	120,50	33,65	26,20	360°	130	36,0	100+100	250+250	15328	2545	2905	2870

* "**JDP**" *activation (Jib dual power) compulsory for versions .7 with JIB "L826", and .8 with JIB "L826".*

F1750R.2.4



30000	23750	18150	14470	11940	9800	8000	5950
3,80	5,40	7,10	8,95	10,95	13,10	15,30	17,55

F1750R.2.6



30000	22620	17155	13540	11040	9275	7785	6350	5350	4250
3,90	5,50	7,20	9,10	11,05	13,10	15,20	17,40	19,60	22,05

.2.6 L826

4915	4505	4140	3200	2535	2085	1760	850	600	330
18,35	19,65	21,05	22,45	24,00	25,60	27,30	29,10	30,90	32,75

F1750R.2.7

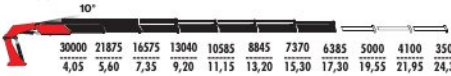

30000	21875	16575	13040	10585	8845	7370	6385	5000	4100	3500
4,05	5,60	7,35	9,20	11,15	13,20	15,30	17,30	19,55	21,95	24,35

.2.7 L826

3945	3640	3365	3130	2485	2045	1730	850	600	330
20,35	21,65	23,05	24,45	26,00	27,60	29,30	31,10	32,90	34,75

.2.7 L826 with JDP activation

4635	4245	3900	3140	2485	2045	1730
18,35	19,65	21,05	22,45	24,00	25,60	27,30

F1750R.2.8



30000	21460	16225	12720	10285	8550	7080	6100	5380	4000	3500	2750
4,05	5,65	7,40	9,25	11,25	13,25	15,35	17,35	19,35	21,75	24,20	26,70

.2.8 L826

3185	2950	2740	2565	2300	1890	1600	850	600	330
22,35	23,65	25,05	26,40	28,00	29,60	31,30	33,10	34,90	36,70

.2.8 L826 with JDP activation

4415	4040	3710	3200	2535	2085	1760
18,35	19,65	21,05	22,45	24,00	25,60	27,30

F1750R.2.9



28010	20380	15410	12055	9710	8020	6595	5640	4940	4415	3500	2750
4,30	5,90	7,60	9,45	11,45	13,50	15,60	17,60	19,60	21,60	23,90	26,45

.2.9 L626



2560	2385	2220	2085	1800	1475	1240	850	600	330
24,40	25,70	27,05	28,45	30,00	31,60	33,30	35,15	36,95	38,75

F1750RL.2-HXP TECHNO

HEAVY- DUTY CRANES

TECHNO standard package

- **IMC** – Integral Machine Control – control
- **ADC** – Automatic Dynamic Control – control
- **D900** – Digital Multifunction Distributor Bank – control
- **V7RRC** – Radio Remote Control – control
- **FX990** – Fassi Electronic Control – control
- **FX991** – Touch Screen Display – control
- **FSC** TECHNO – Fassi Stability Control – control
- **CPM** – Crane Position Monitoring – control
- **OTC** – Oil Temperature Control – control
- **MPES** – Multi Power Extension System – performance
- **X Design** – Decagonal Section – performance
- **PROLINK** – Progressive Link – performance
- **FS** – Flow Sharing – performance
- **XF** – Extra Fast – performance
- **FL** – Full Lift – performance
- **XP** – Extra Power – performance
- *** JDP** – Jib Dual Power – performance
- **UHSS** – Ultra High Strength Steel – strength
- **FWD** – Fewer Welds Design – strength

				continuous		MPa	l/min	oil				
F1750RL.2.8	120,84	24,40	19,40	360°	130,0	36,0	100+100	500	14860	4190	2535	2700
F1750RL.2.8 L816L	120,84	40,95	31,90	360°	130,0	36,0	100+100	500	17070	4190	2535	2955

* "**JDP**" activation (Jib dual power) compulsory for versions .8 with hydraulic extensions

F1750RL.2.8



MAX.											
30000	25425	16430	11685	8805	6660	5385	4375	3860	3405	2930	2535	2215
	4,75	7,10	9,55	12,10	14,65	17,20	19,70	21,90	24,15	26,55	29,00	31,50

.2.8 L816L

1090	915	790	695	630	585	550	490	445	330
28,10	30,40	32,55	34,75	36,80	38,70	40,60	42,45	44,25	46,05

.2.8 L816L with JDP activation

1800	1525	1330	1180	1075	995	935
23,70	26,00	28,15	30,35	32,40	34,30	36,20

F1950RA.2 he-dynamic

CERTIFIED DYNAMIC PERFORMANCE

HEAVY- DUTY CRANES

he-dynamic standard package

- IMC — Integral Machine Control — control
- ADC — Automatic Dynamic Control — control
- D900 — Digital Multifunction Distributor Bank — control
- RCH/RCS — Radio Remote Control — control
- FX900 — Fassi Electronic Control — control
- FSC — Fassi Stability Control — control
- CPM — Crane Position Monitoring — control
- OTC — Oil Temperature Control — control
- MPES — Multi Power Extension System — performance
- PROLINK — Progressive Link — performance
- FS — Flow Sharing — performance
- XF — Extra Fast — performance
- FL — Full Lift — performance
- XP — Extra Power — performance
- * JDP — Jib Dual Power — performance
- UHSS — Ultra High Strength Steel — strength
- FWD — Fewer Welds Design — strength

				continuous	stop	MPa	l/min	oil				
F1950RA.2.24	137,66	11,00	6,85	360°	130,0	34,0	100+100	250+250	12700	2545	2660	2645
F1950RA.2.26	131,55	15,25	10,95	360°	130,0	34,0	100+100	250+250	13450	2545	2660	2645
F1950RA.2.26 L816	131,55	27,30	19,90	360°	130,0	34,0	100+100	250+250	15110	2545	2790	2865
F1950RA.2.26 L916	131,55	27,30	19,90	360°	130,0	34,0	100+100	250+250	15400	2550	2790	2895
F1950RA.2.28	129,00	19,45	14,95	360°	130,0	34,0	100+100	250+250	14250	2545	2840	2645
F1950RA.2.28 L816	129,00	31,30	23,90	360°	130,0	34,0	100+100	250+250	15865	2545	2845	2865
F1950RA.2.28 L916	129,00	31,30	23,90	360°	130,0	34,0	100+100	250+250	16200	2550	2845	2895

* "**JDP**"activation (Jib dual power) compulsory for versions .28 with hydraulic extensions

F1950RA.2.24



30000	24890	19280	15500	12500	9900	8000
4,40	5,40	7,05	8,80	11,00	13,15	15,35

F1950RA.2.26



30000	23715	18240	14525	11920	9975	8400	6000	5000
4,35	5,55	7,15	8,95	10,80	12,85	15,25	17,45	19,65

.26 L816

5630	5160	4090	3145	2490	2050	1730	850	600	330
18,05	19,35	20,75	22,10	23,65	25,30	27,00	28,80	30,60	32,40

.26 L916

5330	4870	4470	4130	3740	3100	2610	1000	700	350
18,05	19,35	20,75	22,10	23,65	25,30	27,00	29,15	30,95	32,75

F1950RA.2.28

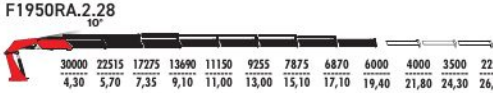

30000	22515	17275	13690	11150	9255	7875	6870	6000	4000	3500	2250
4,30	5,70	7,35	9,10	11,00	13,00	15,10	17,10	19,40	21,80	24,30	26,80

.28 L816

3740	3465	3220	3010	2490	2050	1725	850	600	330
22,05	23,35	24,75	26,10	27,65	29,30	31,00	32,80	34,60	36,40

.28 L816 with JDP activation



5130	4695	4120	3160	2490	2050	1725
18,05	19,35	20,75	22,10	23,65	25,30	27,00

.28 L916

3370	3120	2890	2700	2365	1940	1630	1000	700	350
22,05	23,35	24,75	26,10	27,65	29,30	31,00	32,80	34,60	36,40

.28 L916 with JDP activation

4775	4360	4000	3700	3400	3100	2610
18,05	19,35	20,75	22,15	23,65	25,30	27,00

F1950RAL.2 he-dynamic

CERTIFIED DYNAMIC PERFORMANCE

HEAVY- DUTY CRANES

he-dynamic standard package

- **IMC** Integral Machine Control — control
- **ADC** Automatic Dynamic Control — control
- **D900** Digital Multifunction Distributor Bank — control
- **RCH/RCS** Radio Remote Control — control
- **FX900** Fassi Electronic Control — control
- **FSC** Fassi Stability Control — control
- **CPM** Crane Position Monitoring — control
- **OTC** Oil Temperature Control — control
- **MPES** Multi Power Extension System — performance
- **PROLINK** Progressive Link — performance
- **FS** Flow Sharing — performance
- **XF** Extra Fast — performance
- **FL** Full Lift — performance
- **XP** Extra Power — performance
- *** JDP** Jib Dual Power — performance
- **UHSS** Ultra High Strength Steel — strength
- **FWD** Fewer Welds Design — strength

				continuous		MPa	l/min	oil				
F1950RAL.2.28	127,05	24,85	19,75	360°	130,0	34,0	100+100	500	15750	4185	2545	2730
F1950RAL.2.28 L816L	127,05	41,30	32,30	360°	130,0	34,0	100+100	500	17800	4185	2545	2905

* **"JDP"** *activation (Jib dual power) compulsory for versions .28 with hydraulic extensions*

F1950RAL.2.28

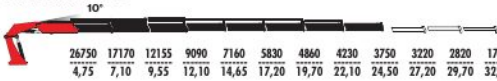

26750	17170	12155	9090	7160	5830	4860	4230	3750	3220	2820	1700
4,75	7,10	9,55	12,10	14,65	17,20	19,70	22,10	24,50	27,20	29,70	32,20

.28 L816L

1400	1200	1060	950	870	810	770	650	460	330
28,45	30,75	32,95	35,10	37,15	39,05	41,00	42,80	44,60	46,45

.28 L816L with JDP activation

2230	1920	1690	1515	1385	1200	1045
23,65	25,95	28,15	30,30	32,35	34,25	36,20

F2150RA.2 xhe-dynamic

HEAVY- DUTY CRANES

xhe-dynamic standard package

- **IMC** Integral Machine Control — control
- **ADC** Automatic Dynamic Control — control
- **D900** Digital Multifunction Distributor Bank — control
- **RCH/RCS** Radio Remote Control — control
- **FX900** Fassi Electronic Control — control
- **FX901** Touch Screen Display — control
- **FSC** Fassi Stability Control — control
- **CPM** Crane Position Monitoring — control
- **OTC** Oil Temperature Control — control
- **MPES** Multi Power Extension System — performance
- **PROLINK** Progressive Link — performance
- **FS** Flow Sharing — performance
- **XF** Extra Fast — performance
- **FL** Full Lift — performance
- **XP** Extra Power — performance
- ***JDP** Jib Dual Power — performance
- **UHSS** Ultra High Strength Steel — strength
- **FWD** Fewer Welds Design — strength

				continuous	stop	MPa	l/min	oil				
F2150RA.2.24	151,02	11,00	6,85	360°	130,0	35,5	100+100	250+250	12700	2545	2660	2645
F2150RA.2.26	145,82	15,25	10,95	360°	130,0	35,5	100+100	250+250	13450	2545	2660	2645
F2150RA.2.26 L816	145,82	27,30	19,90	360°	130,0	35,5	100+100	250+250	15110	2545	2790	2865
F2150RA.2.26 L916	145,82	27,30	19,90	360°	130,0	35,5	100+100	250+250	15400	2550	2790	2895
F2150RA.2.28	142,55	19,45	14,95	360°	130,0	35,5	100+100	250+250	14250	2545	2840	2645
F2150RA.2.28 L816	142,55	31,30	23,90	360°	130,0	35,5	100+100	250+250	15865	2545	2845	2865
F2150RA.2.28 L916	142,55	31,30	23,90	360°	130,0	35,5	100+100	250+250	16200	2550	2845	2895

** "**JDP**" activation (Jib dual power) compulsory for versions .28 with hydraulic extensions*

F2150RA.2.24



30000	27480	21320	17160	13300	9900	8000
4,85	5,40	7,05	8,80	11,00	13,15	15,35

F2150RA.2.26

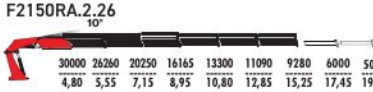

30000	26260	20250	16165	13300	11090	9280	6000	5000
4,80	5,55	7,15	8,95	10,80	12,85	15,25	17,45	19,65

.26 L816

6130	5620	4235	3255	2580	2125	1795	850	600	330
18,05	19,35	20,75	22,10	23,65	25,30	27,00	28,80	30,60	32,40

.26 L916

5825	5335	4900	4535	3810	3145	2660	1000	700	350
18,05	19,35	20,75	22,10	23,65	25,30	27,00	29,15	30,95	32,75

F2150RA.2.28

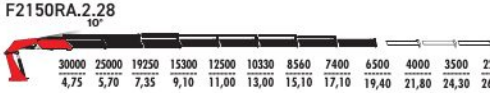

30000	25000	19250	15300	12500	10330	8560	7400	6500	4000	3500	2250
4,75	5,70	7,35	9,10	11,00	13,00	15,10	17,10	19,40	21,80	24,30	26,80

.28 L816

4200	3845	3575	3215	2540	2085	1760	850	600	330
22,05	23,35	24,75	26,10	27,65	29,30	31,00	32,80	34,60	36,40

.28 L816 with JDP activation

5630	5155	4190	3215	2540	2085	1760
18,05	19,35	20,75	22,10	23,65	25,30	27,00

.28 L916

3770	3495	3245	3030	2430	1990	1675	1000	700	350
22,05	23,35	24,75	26,10	27,65	29,30	31,00	32,80	34,60	36,40

.28 L916 with JDP activation

5275	4820	4425	4090	3775	3145	2660
18,05	19,35	20,75	22,15	23,65	25,30	27,00

F2150RAL.2 xhe-dynamic

HEAVY- DUTY CRANES

xhe-dynamic standard package

- **IMC** – Integral Machine Control – control
- **ADC** – Automatic Dynamic Control – control
- **D900** – Digital Multifunction Distributor Bank – control
- **RCH/RCS** – Radio Remote Control – control
- **FX900** – Fassi Electronic Control – control
- **FX901** – Touch Screen Display – control
- **FSC** – Fassi Stability Control – control
- **CPM** – Crane Position Monitoring – control
- **OTC** – Oil Temperature Control – control
- **MPES** – Multi Power Extension System – performance
- **PROLINK** – Progressive Link – performance
- **FS** – Flow Sharing – performance
- **XF** – Extra Fast – performance
- **FL** – Full Lift – performance
- **XP** – Extra Power – performance
- ***JDP** – Jib Dual Power – performance
- **UHSS** – Ultra High Strength Steel – strength
- **FWD** – Fewer Welds Design – strength

				continuous		MPa	l/min	oil				
F2150RAL.2.28	136,33	24,85	19,75	360°	130,0	35,5	100+100	500	15750	4185	2545	2730
F2150RAL.2.28 L816L	136,33	41,30	32,30	360°	130,0	35,5	100+100	500	17800	4185	2545	2905

* "**JDP**"activation (Jib dual power) compulsory for versions .28 with hydraulic extensions

F2150RAL.2.28



28700	18520	13185	9910	7840	6360	5310	4630	4100	3220	2820	1700
4,75	7,10	9,55	12,10	14,65	17,20	19,70	22,10	24,50	27,20	29,70	32,20

.28 L816L

1700	1500	1320	1200	1100	1030	970	650	460	330
28,45	30,75	32,95	35,10	37,15	39,05	41,00	42,80	44,60	46,45

.28 L816L with JDP activation

2600	2255	2000	1800	1500	1260	1095
23,65	25,95	28,15	30,30	32,35	34,25	36,20

F2350RL.2-HXP TECHNO

HEAVY- DUTY CRANES

TECHNO standard package

- **IMC** – Integral Machine Control – control
- **ADC** – Automatic Dynamic Control – control
- **D900** – Digital Multifunction Distributor Bank – control
- **V7RRC** – Radio Remote Control – control
- **FX990** – Fassi Electronic Control – control
- **FX991** – Touch Screen Display – control
- **FSC TECHNO** – Fassi Stability Control – control
- **CPM** – Crane Position Monitoring – control
- **OTC** – Oil Temperature Control – control
- **MPES** – Multi Power Extension System – performance
- **X Design** – Decagonal Section – performance
- **PROLINK** – Progressive Link – performance
- **FS** – Flow Sharing – performance
- **XF** – Extra Fast – performance
- **FL** – Full Lift – performance
- **XP** – Extra Power – performance
- *** JDP** – Jib Dual Power – performance
- **UHSS** – Ultra High Strength Steel – strength
- **FWD** – Fewer Welds Design – strength

						MPa	l/min	oil				
F2350RL.2.8	142,10	26,15	20,30	360°	130,0	35,5	100+100	500	16950	6000	2535	2900
F2350RL.2.8 L956L	142,10	43,05	32,96	360°	130,0	35,5	100+100	500	19600	6000	2535	2900
F2350RL.2.8 L957L	142,10	45,15	35,01	360°	130,0	35,5	100+100	500	19750	6000	2535	2900
F2350RL.2.8 L958L	142,10	47,30	37,06	360°	130,0	35,5	100+100	500	19850	6000	2535	2900
F2350RL.2.8 L958L L153	142,10	50,60	40,70	360°	130,0	35,5	100+100	500	24800	8392	2540	2895
F2350RL.2.10	139,30	31,20	25,05	360°	130,0	35,5	100+100	500	17850	6000	2535	2900
F2350RL.2.10 L958L	139,30	46,35	41,76	360°	130,0	35,5	100+100	500	20500	6000	2535	2900

* "**JDP**"activation (Jib dual power) compulsory for versions .8 with JIB "L956L", "L957L", "L958L" and .10 with JIB "L958L".

F2350RL.2.8

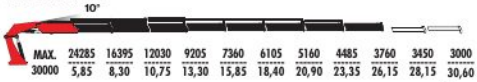

MAX. 30000	24285	16395	12030	9205	7360	6105	5160	4485	3760	3450	3000
	5,85	8,30	10,75	13,30	15,85	18,40	20,90	23,35	26,15	28,15	30,60

.2.8 L956L

1265	1085	945	835	755	700	655	550	450
29,95	32,20	34,45	36,70	38,95	41,00	43,05	45,15	47,30

.2.8 L956L with JDP activation + 6 max

2140	1845	1620	1440	1305	1205	1130	950	850
25,15	27,40	29,65	31,90	34,15	36,20	38,25	40,35	42,50

.2.8 L957L

1130	950	810	700	620	565	520	500	400
30,00	32,25	34,50	36,75	39,00	41,05	43,10	45,15	47,30

.2.8 L957L with JDP activation + 6 max

2000	1710	1480	1305	1170	1070	995	935	820
25,20	27,45	29,70	31,95	34,20	36,25	38,30	40,35	42,50

.2.8 L958L

1000	820	680	570	490	435	390	360	340
30,10	32,35	34,60	36,85	39,10	41,15	43,20	45,25	47,30

.2.8 L958L with JDP activation + 6 max

1870	1575	1350	1175	1035	940	865	800	760
25,30	27,55	29,80	32,05	34,30	36,35	38,40	40,45	42,50

.2.8 L958L L153

185	170	160	150
45,15	46,85	46,85	50,60

F2350RL.2.10



MAX. 30000	22645	15240	11065	8335	6540	5310	4380	3715	3215	2860	2410
	6,15	8,60	11,05	13,60	16,15	18,70	21,25	23,65	26,05	28,40	31,20

.2.10 L958L

675	530	420	330	260	220	190	165	155
29,15	31,40	33,65	35,90	38,15	40,20	42,25	44,30	46,35

.2.10 L958L with JDP activation + 6 max

1340	1100	910	770	660	590	530	465	410
25,30	27,55	29,80	32,05	34,30	36,35	38,40	40,45	42,50

.2.10 L958L with JDP activation + 8 max

675	530	420	330	260	220	190	165	155
29,15	31,40	33,65	35,90	38,15	40,20	42,25	44,30	46,35

XS SERIE

CERTIFIED DYNAMIC PERFORMANCE

SPECIAL SERIES

						MPa	l/min	oil				
F115AXS.0.21	11,11	6,25	1,95	390°	14,1	25,0	50	90	1390	2390	805	2205
F115AXS.0.22	10,70	8,10	3,70	390°	14,1	25,0	50	90	1520	2305	805	2205
F135AXS.0.21	13,05	6,35	1,80	390°	19	23,5	50	90	1640	2390	825	2220
F135AXS.0.22	12,23	8,30	3,70	390°	19	23,5	50	90	1780	2390	980	2220
F155AXS.0.21	14,48	6,35	1,80	390°	19	24,0	50	90	1680	2390	825	2220
F155AXS.0.22	13,56	8,30	3,70	390°	19	24,0	50	90	1820	2390	980	2220

F115AXS.0.21

F115AXS.0.22



F135AXS.0.21

F135AXS.0.22



F155AXS.0.21

F155AXS.0.22



T SERIE

SPECIAL SERIES

CERTIFIED DYNAMIC PERFORMANCE

						MPa	l/min	oil				
F100AT.12	9,79	5,85	3,70	390°	17,6	29,5	30	90	1100	2340	690	2280
F100AT.13	9,58	8,00	5,70	390°	17,6	29,5	30	90	1180	2340	690	2280
F120ATXP.12	10,70	5,85	3,70	390°	17,6	32,5	30	90	1080	2340	690	2280
F120ATXP.13	10,40	8,00	5,70	390°	17,6	32,5	30	90	1180	2340	690	2280
F130AT.13	12,33	8,00	5,70	390°	17,6	27,0	40	90	1585	2475	910	2425
F130AT.14	12,03	10,05	7,70	390°	17,6	27,0	40	90	1720	2475	920	2425
F150ATXP.13	13,25	8,00	5,70	390°	17,6	29,5	40	90	1585	2475	910	2425
F150ATXP.14	12,74	10,05	7,70	390°	17,6	29,5	40	90	1720	2475	920	2425
F170AT.13	14,88	8,00	5,70	390°	21,5	31,5	50	90	1630	2475	910	2425
F170AT.14	14,27	10,05	7,70	390°	21,5	31,5	50	90	1795	2475	920	2425
F190ATXP.13	15,90	8,00	5,70	390°	21,5	33,5	50	90	1630	2475	910	2425
F190ATXP.14	15,39	10,05	7,70	390°	21,5	33,5	50	90	1795	2475	920	2425

F100AT.12



F100AT.13



F120ATXP.12

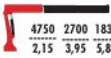

F120ATXP.13



F130AT.13



F130AT.14



F150ATXP.13



F150ATXP.14

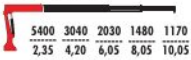

F170AT.13



F170AT.14



F190ATXP.13



F190ATXP.14



S SERIE

SPECIAL SERIES

CERTIFIED DYNAMIC PERFORMANCE

						MPa	l/min	oil			
F145AS.21	13,76	7,00	2,05	416°	21,5	29,5	40 - 40	240	1950	2380	2375
F145AS.22	13,15	9,10	4,10	416°	21,5	29,5	40 - 40	240	2075	2380	2375
F145AS.23	12,64	11,20	6,10	416°	21,5	29,5	40 - 40	240	2200	2380	2375
F160ASXP.21	14,88	7,00	2,05	416°	21,5	31,5	40 - 40	240	1950	2380	2375
F160ASXP.22	14,27	9,10	4,10	416°	21,5	31,5	40 - 40	240	2075	2380	2375
F160ASXP.23	13,76	11,20	6,10	416°	21,5	31,5	40 - 40	240	2200	2380	2375
F205S.1.1	20,00	8,30	2,45	420°	33,5	32,0	60 - 60	240	2540	2400	2800
F205S.1.2	19,10	10,90	5,00	420°	33,5	32,0	60 - 60	240	2730	2400	2800
F205S.1.3	18,30	13,50	7,50	420°	33,5	32,0	60 - 60	240	2900	2400	2405
F215AS.22	22,02	11,10	4,90	420°	33,5	30,5	50 - 50	240	2980	2415	2425
F215AS.23	21,10	13,65	7,35	420°	33,5	30,5	50 - 50	240	3180	2415	2425
F215AS.24	20,39	16,15	9,80	420°	33,5	30,5	50 - 50	240	3380	2415	2425
F225SXP.1.1	21,7	8,30	2,45	420°	33,5	32,0	60 - 60	240	2540	2400	2800
F225SXP.1.2	20,7	10,90	5,00	420°	33,5	32,0	60 - 60	240	2730	2400	2800
F225SXP.1.3	20,0	13,50	7,50	420°	33,5	32,0	60 - 60	240	2900	2400	2405
F240ASXP.22	23,86	11,10	4,90	420°	33,5	32,5	50 - 50	240	2980	2415	2425
F240ASXP.23	23,04	13,65	7,35	420°	33,5	32,5	50 - 50	240	3180	2415	2425
F240ASXP.24	22,23	16,15	9,80	420°	33,5	32,5	50 - 50	240	3380	2415	2425

F145AS.21

MAX.	2385	1990	
3600	4,85	6,90	

F145AS.22



MAX.	2660	1830	1400
3400	4,95	7,00	9,05

F145AS.23



MAX.	2510	1695	1265	1020
3200	5,05	7,10	9,10	11,15

F160ASXP.21

MAX.	3065	2155
3600	4,85	6,90

F160ASXP.22

MAX.	2885	1995	1525
3400	4,95	7,00	9,05

F160ASXP.23



MAX.	2735	1855	1395	1120
3200	5,05	7,10	9,10	11,15

F205S.1.1

MAX.	3420	2380
4850	5,85	8,30

F205S.1.2



MAX.	3235	2200	1670
4650	5,90	8,40	10,90

F205S.1.3



MAX.	3050	2030	1500	1200
4500	6,00	8,50	11,00	13,50

F215AS.22



MAX.	3670	2530	1930
5300	6,00	8,45	10,90

F215AS.23



MAX.	3470	2340	1740	1400
5150	6,10	8,55	11,00	13,45

F215AS.24



MAX.	3295	2175	1585	1240	1000
5000	6,20	8,65	11,10	13,55	16,00

F225SXP.1.1

MAX.	3700	2570
4850	5,85	8,30

F225SXP.1.2

MAX.	3510	2400	1820
4650	5,90	8,40	10,90

F225SXP.1.3



MAX.	3330	2220	1650	1320
4500	6,00	8,50	11,00	13,50

F240ASXP.22

MAX.	3975	2750	2100
5300	6,00	8,45	10,90

F240ASXP.23



MAX.	3770	2555	1915	1540
5150	6,10	8,55	11,00	13,45

F240ASXP.24

MAX.	3595	2395	1755	1380	1100
5000	6,20	8,65	11,10	13,55	16,00

K SERIE

CERTIFIED DYNAMIC PERFORMANCE

SPECIAL SERIES

						MPa	l/min	oil				
F135AK.0.21	13,30	5,55	1,50	390°	21,5	28,5	40	90	1617	2400	970	2220
F135AK.0.22	12,90	7,50	3,40	390°	21,5	28,5	40	90	1766	2400	970	2220
F135AK.0.23	12,40	9,60	5,40	390°	21,5	28,5	40	90	1912	2400	970	2220
F155AK.0.21	14,65	5,55	1,50	390°	21,5	29,0	40	90	1625	2400	970	2220
F155AK.0.22	14,25	7,50	3,40	390°	21,5	29,0	40	90	1774	2400	970	2220
F155AK.0.23	13,75	9,60	5,40	390°	21,5	29,0	40	90	1920	2400	970	2220
F165AK.0.21	15,80	5,55	1,50	390°	21,5	31,0	40	90	1625	2400	970	2220
F165AK.0.22	15,40	7,50	3,40	390°	21,5	31,0	40	90	1774	2400	970	2220
F165AK.0.23	14,90	9,60	5,40	390°	21,5	31,0	40	90	1920	2400	970	2220

F135AK.0.21



MAX. 5995	3480 / 3,80	2505 / 5,30	1765 / 7,30	1240 / 9,35	885 / 11,55

F135AK.0.22



MAX. 5845	3305 / 3,90	2355 / 5,40	1735 / 7,30	1220 / 9,35	875 / 11,55	660 / 13,65

F135AK.0.23

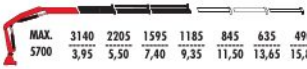

MAX. 5700	3140 / 3,95	2205 / 5,50	1595 / 7,40	1185 / 9,35	845 / 11,50	635 / 13,65	490 / 15,80

F155AK.0.21

MAX. 6000	3830 / 3,80	2765 / 5,30	1955 / 7,30	1370 / 9,35	990 / 11,55

F155AK.0.22



MAX. 5900	3650 / 3,90	2605 / 5,40	1925 / 7,30	1355 / 9,35	975 / 11,55	740 / 13,65

F155AK.0.23



MAX. 5750	3480 / 3,95	2455 / 5,50	1780 / 7,40	1315 / 9,35	945 / 11,50	715 / 13,65	560 / 15,80

F165AK.0.21



MAX. 6200	4135 / 3,80	2985 / 5,30	2120 / 7,30	1475 / 9,35	1070 / 11,55

F165AK.0.22



MAX. 6070	3950 / 3,90	2825 / 5,40	2090 / 7,30	1460 / 9,35	1055 / 11,55	810 / 13,70

F165AK.0.23

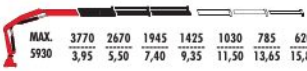

MAX. 5930	3770 / 3,95	2670 / 5,50	1945 / 7,40	1425 / 9,35	1030 / 11,50	785 / 13,65	620 / 15,80

Z SERIE

CERTIFIED DYNAMIC PERFORMANCE

SPECIAL SERIES

						MPa	l/min	oil				
F145AZ.0.22*	13,97	8,30	3,15	415°	21	28,0	50	90	1800	2495	745	2635
F165AZ.0.22*	15,70	8,30	3,15	415°	21	31,0	50	90	1800	2495	745	2635
F215AZ.1.22*	20,00	8,55	2,85	425°	29,3	28,0	50	175	2700	2520	1255	2660
F245AZ.1.22**	22,80	8,55	2,85	425°	29,3	31,0	50	175	2700	2520	1255	2660

** HC1 HD4 S2 lifting class* *** HC1 HD5 S2 lifting class*

F145AZ.0.22

F165AZ.0.22

F215AZ.1.22



F245AZ.1.22



FASSI

LEADER IN INNOVATION

FASSI GRU S.p.A.
Via Roma, 110 • 24021 Albino (BG) • ITALY
Tel. +39 035 776400 • fassi@fassi.com

www.fassi.com

edition: 04/2026

COMPANY WITH
MANAGEMENT SYSTEM
CERTIFIED BY DNV GL
= ISO 9001 =
= ISO 14001 =

Data and descriptions are approximate and not binding
Realized by Fassi Gru S.p.A. @ 2026 - all right reserved - Reproduction in whole or in part of texts and pictures published on this site on magnetic storage media, digital storage media etc. is prohibited